

Serampore Girls' College

13, T.C. Goswami Street, Serampore Hooghly-712201, West Bengal.

Affiliated to the University of Calcutta and Re-accredited by NAAC - B,
December 2015, Cycle-2

Annual Quality Assurance Report (AQAR)

July 1, 2017- June 30, 2018



राष्ट्रीय मूल्यांकन एवं प्रत्यायन परिषद्

विश्वविद्यालय अनुदान आयोग का स्वायत्त संस्थान

NATIONAL ASSESSMENT AND ACCREDITATION COUNCIL

An Autonomous Institution of the University Grants Commission

P. O. Box. No. 1075, Opp: NLSIU, Nagarbhavi, Bangalore - 560 072 India

CONTENTS

Part - A

<u>1. Details of the Institution</u>	03
<u>2. IQAC Composition and Activities</u>	06

Part - B

<u>3. Criterion – I: Curricular Aspects</u>	09
<u>4. Criterion – II: Teaching, Learning and Evaluation</u>	11
<u>5. Criterion – III: Research, Consultancy and Extension</u>	15
<u>6. Criterion – IV: Infrastructure and Learning Resources</u>	19
<u>7. Criterion – V: Student Support and Progression</u>	21
<u>8. Criterion – VI: Governance, Leadership and Management</u>	26
<u>9. Criterion – VII: Innovations and Best Practices</u>	30
<u>10. Plans of Institution for next year</u>	33
<u>17. Abbreviations</u>	35

Attachments: All Annexures

The Annual Quality Assurance Report (AQAR) of the IQAC

Part – A

I. Details of the Institution

1.1 Name of the Institution

1.2 Address Line 1

Address Line 2

City/Town

State

Pin Code

Institution e-mail address

Contact Nos.

Name of the Head of the Institution:

Tel. No. with STD Code:

Mobile:

Name of the IQAC Co-ordinator:

Mobile:

IQAC e-mail address:

iqacsgc@gmail.com

1.3 NAAC Track ID (For ex. MHCOGN 18879)___

WBCOGN13397

1.4 NAAC Executive Committee No. & Date :

1.5 Website address:

www.seramporegirlscollege.org

Web-link of the AQAR:

http://seramporegirlscollege.org/naac/aqar

1.6 Accreditation Details

Sl. No.	Cycle	Grade	CGPA	Year of Accreditation	Validity Period
1	1 st Cycle	B ⁺	75-80	2007	5 year up to 2012
2	2 nd Cycle	B	2.34	2015	5 year up to 2021
3	3 rd Cycle				
4	4 th Cycle				

1.7 Date of Establishment of IQAC :

DD/MM/YYYY

17.12.2007

1.8 AQAR for the year (for example 2010-11)

2017-2018

1.9 Details of the previous year's AQAR submitted to NAAC after the latest Assessment and Accreditation by NAAC ((for example AQAR 2010-11 submitted to NAAC on 12-10-2011)

- i. AQAR _____ 2014-2015 _____
- ii. AQAR _____ 2015-2016 _____ (28/06/2017)
- iii. AQAR _____ 2016-2017 _____ (28/01/2018)
- iv. AQAR _____ 2017-2018 _____ (30/01/2019)

1.10 Institutional Status

University

State

Central

Deemed

Private

Affiliated College Yes No

Constituent College Yes No

Autonomous college of UGC Yes No

Regulatory Agency approved Institution Yes No

(eg. AICTE, BCI, MCI, PCI, NCI)

Type of Institution Co-education Men Women

Urban Rural Tribal

Financial Status Grant-in-aid UGC 2(f) UGC 12B

Grant-in-aid + Self Financing Totally Self-financing

1.11 Type of Faculty/Programme

Arts Science Commerce Law PEI (Phys Edu)

TEI (Edu) Engineering Health Science Management

Others (Specify)

NIL

1.12 Name of the Affiliating University (*for the Colleges*)

University of Calcutta

1.13 Special status conferred by Central/ State Government-- UGC/CSIR/DST/DBT/ICMR etc

Autonomy by State/Central Govt. / University No

University with Potential for Excellence

No

UGC-CPE

No

DST Star Scheme

No

UGC-CE

No

UGC-Special Assistance Programme

No

DST-FIST

No

UGC-Innovative PG programmes

No

Any other (*Specify*)

No

UGC-COP Programmes

No

2. IQAC Composition and Activities

2.1 No. of Teachers

09

2.2 No. of Administrative/Technical staff

01

2.3 No. of students

01

2.4 No. of Management representatives

01

2.5 No. of Alumni

01

2.6 No. of any other stakeholder and
community representatives

01

2.7 No. of Employers/ Industrialists

2.8 No. of other External Experts

2.9 Total No. of members

14

2.10 No. of IQAC meetings held

4 (9.8.17, 13.12.17, 21.3.18 , 27.6.18)

2.11 No. of meetings with various stakeholders:

No.

15

Faculty

02

Non-Teaching Staff / Students

5

Alumni

1

Others

1

2.12 Has IQAC received any funding from UGC during the year?

Yes

No

If yes, mention the amount

2.13 Seminars and Conferences (only quality related)

(i) No. of Seminars/Conferences/ Workshops/Symposia organized by the IQAC

Total Nos. International National State Institution Level

(ii) Themes

2.14 Significant Activities and contributions made by IQAC

1. Introduction of one general subject Physical Education.
2. Continuation of Initial Assessment or Primary Assessment for First Year Honours Students.
3. Continuation of MCQ system in mid-term exam.
4. Semi automated library has been initiated.
5. INFLIBNET facilities has been reintroduced in the library.
6. NCC, NSS and Martial Art Training centre have been actively working in the college.
7. IQAC facilitates the inspiration and enthusiasm within the members / teachers to organize and conduct different seminars and workshops in the Institution.
8. Full computerized Admission system has been introduced.
9. Full computerized Accounts department has been introduced.
10. A new Gymnasium centre for students has been inaugurated.

2.15 Plan of Action by IQAC/Outcome

The plan of action chalked out by the IQAC in the beginning of the year towards quality enhancement and the outcome achieved by the end of the year *

Plan of Action	Achievements
1. Initiations have been taken to increase the number of classrooms.	1. Additional five classrooms have been created.
2. Initiation is taken to introduce a new subject – Physical Education.	2. Physical Education has been introduced in this session.
3. Steps to be taken to upgrade Geography and Computer Science laboratories.	3. Computers and equipments have been purchased for Geography and Computer Science departments.
4. Initiation is to be taken to introduce new posts and fill up vacant posts.	4. 01 post has been filled up in Bengali. 10 teaching posts and 02 new non-teaching posts have been sanctioned by the Govt.
5. Initiations to be taken for provisions / providing the college with a Computer Centre.	5. A new Computer Centre for college students has been established.
6. Plans for opening a new Gymnasium Centre.	6. A new Gymnasium Centre has been inaugurated.

* See Annexure 1 (Academic Calendar) , Annexure 2 (Co-Curricular Calendar) & Annexure 3

(List of Working Days)

2.16 Whether the AQAR was placed in statutory body Yes No
 Management Syndicate Any other body

* Provide the details of the action taken

- | |
|--|
| <ol style="list-style-type: none"> 1. Around five class rooms have been created. 2. Physical Education as a subject has been introduced. 3. Geography and Computer Science Departments have been upgraded. 4. 01 vacant post in Bengali has been filled up. 5. 12 new teaching and non-teaching posts have been sanctioned by the Government. 6. A new Computer Centre for college students has been established. 7. A new Gymnasium Centre has been inaugurated. |
|--|

Part – B

Criterion – I

I. Curricular Aspects

1.1 Details about Academic Programmes

Level of the Programme	Number of existing Programmes	Number of programmes added during the year	Number of self-financing programmes	Number of value added / Career Oriented programmes
PhD				
PG	3PG program in distance course.			
UG	17	Physical Education for B.A. General Programme has been introduced.		
PG Diploma				
Advanced Diploma				
Diploma				
Certificate				
Others				
Total	17			
Interdisciplinary				
Innovative				

1.2 (i) Flexibility of the Curriculum: CBCS/Core/Elective option / Open options

(ii) Pattern of programmes:

Pattern	Number of programmes
Semester	N.A.
Trimester	N.A.
Annual	18

1.3 Feedback from stakeholders* Alumni Parents Employers Students
(On all aspects)

Mode of feedback : Online Manual Co-operating schools (for PEI)

**See Annexure 5 (Students' Feedback towards Teacher) & Annexure 6 (Students' Feedback towards College)*

1.4 Whether there is any revision/update of regulation or syllabi, if yes, mention their salient aspects.

We follow affiliating University regulation / curriculum and syllabi.

1.5 Any new Department/Centre introduced during the year. If yes, give details.

One new subject (Physical Education) has been introduced during this period.

Criterion – II

2. Teaching, Learning and Evaluation

2.1 Total No. of permanent faculty

Total	Asst. Professors	Associate Professors	Professors	Others
14	06	07	01	

* Apart from permanent faculty the teacher roll strength of the college includes Govt. approved 06 Contractual Whole Time Teachers(CWTT) and 06 Part Time Teachers(PTT).

2.2 No. of permanent faculty with Ph.D.

07 (+ 3 CWTT)

2.3 No. of Faculty Positions Recruited (R) and Vacant (V) during the year

Subjects	Asst. Professors		Associate Professors		Professors		Others		Total	
	R	V	R	V	R	V	R	V	R	V
Bengali	1	0	2	0	0	0	1	0	4	0
English	0	2	1	0	0	0	0	0	1	2
Sanskrit	0	1	1	0	0	0	2	0	3	1
Hindi	0	1	0	0	0	0	1	0	1	1
Urdu	0	1	0	0	0	0	1	0	1	1
Political Science	2	1	0	0	0	0	0	0	2	1
History	0	2	1	0	0	0	0	0	1	2
Geography	0	1	0	0	0	0	2	0	2	1
Philosophy	0	1	2	0	0	0	0	0	2	1
Computer Science	0	0	0	0	0	0	1	0	1	0
Economics	0	1	0	0	0	0	1 (College Appointed)	0	1	1
Sociology	0	1	0	0	0	0	1	0	1	0
Music	0	0	0	0	0	0	1 (College Appointed)	0	1	0
Physical Education	0	0	0	0	0	0	1 (College Appointed)	0	1	0
Electronics	0	0	0	0	0	0	1 (College Appointed)	0	1	0
Physics	0	1	0	0	0	0	1 (College Appointed)	0	1	1
Mathematics	0	1	0	0	0	0	1 (College Appointed)	0	1	1
Education	3	0	0	0	0	0	2	0	5	0

2.4 No. of Guest and Visiting faculty and Temporary faculty

32

0

0

2.5 Faculty participation in conferences and symposia:

No. of Faculty	International level	National level	State level
Attended	05	25	11
Presented papers	02	11	01
Resource Persons			

2.6 Innovative processes adopted by the institution in Teaching and Learning:

1. More use of smart class room.
2. A number of departments have organized syllabus -based projects.
3. Educational Tours have been organized by different departments for the students.

2.7 Total No. of actual teaching days during this academic year

200

2.8 Examination/ Evaluation Reforms initiated by the Institution (for example: Open Book Examination, Bar Coding, Double Valuation, Photocopy, Online Multiple Choice Questions)

MCQ in initial Assessment for Honours students.

2.9 No. of faculty members involved in curriculum restructuring/revision/syllabus development as member of Board of Study/Faculty/Curriculum Development workshop

03

2.10 Average percentage of attendance of students

75%

2.11 Course/Programme wise
distribution of pass percentage:

Title of the Programme	Total no. of students appeared	Division				
		Distinction %	I %	II %	III %	Pass %
<u>BA Hons</u>						
ENGLISH	30		NIL	23%	NIL	
BENGALI	43		4.65%	83.79%		
SANSKRIT	24			83%		17%
POL SCIENCE	10		10%	90%		100%
PHILOSOPHY	15			93%		93%
HISTORY	30			90%		90%
GEOGRAPHY	22		36.36%	54.54%		95.48%
EDUCATION	36			77.78%	5.56%	
<u>B.SC Hons</u>						
COMPUTER SCIENCE	02			50%		50%

<u>BA GENERAL</u>										
		Distinction %	I %	II %	III %	Pass %	QX3	PNC	X	RA
Appeared All Subjects	270			10.37%		37.41%	46.76%	10.79%	1.43%	0.7%
Partly Appeared (One or Two Subjects)	87					29.76%	39.08%	19.54%		
<u>BSC GENERAL</u>										
Total Appeared	01						100%			

2.12 How does IQAC Contribute/Monitor/Evaluate the Teaching & Learning processes :

- Implementing academic Calendar including Examination Scheduling through academic calendar.
- Infrastructural support to classrooms and laboratories including maintenance work.

2.13 Initiatives undertaken towards faculty development

<i>Faculty / Staff Development Programmes</i>	<i>Number of faculty benefitted</i>
Refresher courses	02
UGC – Faculty Improvement Programme	
HRD programmes	
Orientation programmes	
Faculty exchange programme	05
Staff training conducted by the university	
Staff training conducted by other institutions	
Summer / Winter schools, Workshops, etc.	07
Others	

2.14 Details of Administrative and Technical staff

Category	Number of Permanent Employees	Number of Vacant Positions	Number of permanent positions filled during the Year	Number of positions filled temporarily
Administrative Staff	07	02	-	02
Technical Staff	04	--	0	01

Criterion – III

3. Research, Consultancy and Extension

3.1 Initiatives of the IQAC in Sensitizing/Promoting Research Climate in the institution

- I. Two teachers, Prof. Bimal Mandal of Education and Prof. Sayanti Mukhopadhyay (Talukdar) of Philosophy department have been awarded Ph. D.
 - Dr. Bimal Mandal (Date : 18th October, 2017) Education.
 - Dr. Sayanti Mukhopadhyay (Talukdar) (27th December, 2017) in Philosophy.
- II. Dr. Snigdha Chattopadhyay of Bengali Department has submitted her thesis for Doctorate of Literature in Bengali.
- III. Upasana Roy Burman of Political Science Department has submitted her thesis for Ph. D.
- IV. One teacher in English has been awarded M. Phil in English.
- V. Two teachers have applied for appearing in Examination is to be selected for Ph. D.

M. Phil / Ph. D.	
Ph. D.	1 teacher (Economics) joined in JRF
	1 teacher (History) pursuing Ph. D.
	1 teacher (Philosophy) pursuing Ph. D.
	1 teacher (Mathematics) pursuing Ph. D.
	2 teachers (Music) pursuing Ph. D.
M. Phil	1 teacher (Philosophy) pursuing M. Phil.
	1 teacher (English) pursuing M. Phil.
	1 teacher (English) completed M. Phil.

3.2 Details regarding major projects : NIL

	Completed	Ongoing	Sanctioned	Submitted
Number				
Outlay in Rs. Lakhs				

3.3 Details regarding minor projects : NIL

	Completed	Ongoing	Sanctioned	Submitted
Number				
Outlay in Rs. Lakhs				

3.4 Details on research publications

	International	National	Others
Peer Review Journals	6	3	
Non-Peer Review Journals			
e-Journals			
Conference proceedings		3	

3.5 Details on Impact factor of publications : NIL

Range Average h-index Nos. in SCOPUS

3.6 Research funds sanctioned and received from various funding agencies, industry and other organisations

Nature of the Project	Duration Year	Name of the funding Agency	Total grant sanctioned	Received
Major projects	Nil	Nil	Nil	Nil
Minor Projects	Nil	Nil	Nil	Nil
Interdisciplinary Projects	Nil	Nil	Nil	Nil
Industry sponsored	Nil	Nil	Nil	Nil
Projects sponsored by the University/ College	Nil	Nil	Nil	Nil
Students research projects <i>(other than compulsory by the University)</i>	Nil	Nil	Nil	Nil
Any other(Specify)	Nil	Nil	Nil	Nil
Total	Nil	Nil	Nil	Nil

3.7 No. of books published i) With ISBN No. Chapters in Edited Books

ii) Without ISBN No.

3.8 No. of University Departments receiving funds from - NA

UGC-SAP CAS DST-FIST
DPE DBT Scheme/funds

3.9 For colleges Autonomy CPE DBT Star Scheme
INSPIRE CE Any Other (specify)

3.10 Revenue generated through consultancy

3.11 No. of conferences organized by the Institution

Level	International	National	State	University	College
Number		1	1		08
Sponsoring agencies		UGC	URDU ACADEMY		

3.12 No. of faculty served as experts, chairpersons or resource persons

3.13 No. of collaborations International National Any other

3.14 No. of linkages created during this year

3.15 Total budget for research for current year in lakhs : NIL

From Funding agency From Management of University/College

Total

3.16 No. of patents received this year : NIL

Type of Patent		Number
National	Applied	
	Granted	
International	Applied	
	Granted	
Commercialised	Applied	
	Granted	

3.17 No. of research awards/ recognitions received by faculty and research fellows Of the institute in the year

Total	International	National	State	University	Dist	College

D.Lit – 01 (submitted)
Ph.D. - 02
M.Phil - 01

3.18 No. of faculty from the Institution who are Ph. D. Guides and students registered under them

3.19 No. of Ph.D. awarded by faculty from the Institution

3.20 No. of Research scholars receiving the Fellowships (Newly enrolled + existing ones) -NIL

JRF SRF Project Fellows Any other

3.21 No. of students Participated in NSS events:

University level	<input type="text" value="3"/>	State level	<input type="text" value="2"/>
National level	<input type="text" value="3"/>	International level	<input type="text"/>

3.22 No. of students participated in NCC events:

University level	<input type="text"/>	State level	<input type="text" value="05"/>
National level	<input type="text" value="01"/>	International level	<input type="text"/>

3.23 No. of Awards won in NSS:

University level	<input type="text"/>	State level	<input type="text"/>
National level	<input type="text"/>	International level	<input type="text"/>

3.24 No. of Awards won in NCC:

University level	<input type="text"/>	State level	<input type="text" value="01"/>
National level	<input type="text" value="01"/>	International level	<input type="text"/>

3.25 No. of Extension activities organized

University forum	<input type="text"/>	College forum	<input type="text"/>		
NCC	<input type="text"/>	NSS	<input type="text" value="2"/>	Any other	<input type="text"/>

3.26 Major Activities during the year in the sphere of extension activities and Institutional Social Responsibility

- Extension Lecture in Bengali, Education, Geography, Political Science and Philosophy by different dignitaries of Universities and colleges.
- Documentary film show.
- Wall magazines by different departments of colleges.
- Educational Tours.
- Sports and Sit and Draw competitions for neighbouring destitute children conducted / organized by Alumni Association.
- Inter College cultural competition.
- Annual Sports.
- Annual Cultural Programme and Prize Distribution Ceremony.
- Observed World Environment Day (05.06.2018).
- Anti-Tobacco Campaign- Inter active one -day seminar.

Criterion – IV

4. Infrastructure and Learning Resources

4.1 Details of increase in infrastructure facilities:

Facilities	Existing	Newly created	Source of Fund	Total
Campus area	3538.8 sq metre	0		3538.8 sq metre
Class rooms	25	03	State Govt. Fund	
Laboratories	07	0		07
Seminar Halls	03	--		03
No. of important equipments purchased (\geq 1-0 lakh) during the current year.		49		
Value of the equipment purchased during the year (Rs. in Lakhs)	15.07 lacs	Rs. 4,41,462/- 4.41	State Govt. Fund, College Fund	19.48
Others				

4.2 Computerization of administration and library

Student Management software for Administration has been introduced. (Rs. 50,000/-)

4.3 Library services: (2017-18)

	Existing		Newly added		Total	
	No.	Value	No.	Value	No.	Value
Text Books	6454		107	22,767/-	6561	
Reference Books	5699		132	25,664/-	5831	
e-Books	All these accessed through INFLIBNET					
Magazines	32	489/-	19	206/-	51	
e-Journals (INFLIBNET)						
Digital Database*						
CD & Video						
News Papers / Library Material		4,325/-				

* Internet access is available in library. Students may access these databases which are available through internet.

4.4 Technology up gradation (overall)

	Total Computers	Computer Labs	Internet	Browsing Centres	Computer Centres	Office	Depart-ments	Others Distance Education
Existing	27	02	02	12	0	02	17	3
Added	08	0	01	15	0	0	1	0
Total	35	02	03	27	0	02	18	3

4.5 Computer, Internet access, training to teachers and students and any other programme for technology upgradation (Networking, e-Governance etc.)

Students Management Software for admission 2017-18 (Rs. 50,000/-)

4.6 Amount spent on maintenance in lakhs :

i) ICT	55,863/-
ii) Campus Infrastructure and facilities	1,37,370/-
iii) Equipments	28,222/-
iv) Others	
Total :	2,21,455/-

Criterion – V

5. Student Support and Progression

5.1 Contribution of IQAC in enhancing awareness about Student Support Services

➤ **Date : 20.02.18; Organized by NSS**

Motivational Class on NSS, taken by **Sarita Patel**, Regional Director of Kolkata R.D., NSS; Participation- More than 150 NSS Volunteers of SGC.

➤ **Date : 22.03.18 to 25.03.2018; Organized by NSS**

Participation in Value Orientation for Self-Empowerment and Self-Management: The Indian Way by SGC NSS VOLs.; Participation- near about 25 NSS Volunteers of SGC.

5.2 Efforts made by the institution for tracking the progression

Manual feedback system from students and parents regarding their progress.

5.3 (a) Total Number of students

UG	PG	Ph. D.	PG in Distance Education
2305			MA 1 st - 101, MA 2 nd -133

(b) No. of students outside the state

NIL

(c) No. of international students

NIL

Men	No	%

Women	No	%
	100%	

Last Year (2016-17)						This Year(2017-18)					
General	SC	ST	OBC	Physically Challenged	Total	General	SC	ST	OBC	Physically Challenged	Total
1670	324	26	163	14	2197	1725	300	25	245	10	2305

Demand ratio : 5.3:1

Dropout % : 8 %

5.4 Details of student support mechanism for coaching for competitive examinations (If any)

NIL

No. of students beneficiaries

NIL

5.5 No. of students qualified in these examinations

NET	<input type="text" value="Nil"/>	SET/SLET	<input type="text" value="Nil"/>	GATE	<input type="text" value="Nil"/>	CAT	<input type="text" value="Nil"/>
IAS/IPS etc	<input type="text" value="Nil"/>	State PSC	<input type="text" value="Nil"/>	UPSC	<input type="text" value="Nil"/>	Others	<input type="text" value="Nil"/>

5.6 Details of student counselling and career guidance

- A number of remedial measures in the form of special test series in Honours and General have been taken for the over-all progress and improvement in results in college as well as Universities.
- A series of Parents-teachers meeting have been conducted by all Departments of the college for the awareness of parents regarding their wards' progress in class.
- Arrangements of motivational programmes for the students to prepare them for bright results and academic excellence and academic pursuits.
- Joint Parents-students counselling for the students who have scored poor marks.

No. of students benefitted

5.7 Details of campus placement

NIL

<i>On campus</i>			<i>Off Campus</i>
Number of Organizations Visited	Number of Students Participated	Number of Students Placed	Number of Students Placed

5.8 Details of gender sensitization programmes

- **Date : 20.02.18; Organized by NSS**
Motivational Class on NSS, taken by **Sarita Patel**, Regional Director of Kolkata R.D., NSS; Participation- More than 150 NSS Volunteers of SGC.
- **Date : 22.03.18 to 25.03.2018; Organized by NSS**
Participation in Value Orientation for Self-Empowerment and Self-Management: The Indian Way by SGC NSS VOLS.; Participation- near about 25 NSS Volunteers of SGC.

5.9 Students Activities

5.9.1 No. of students participated in Sports, Games and other events

State/ University level National level International level

No. of students participated in cultural events

State/ University level National level International level

5.9.2 No. of medals /awards won by students in Sports, Games and other events

Sports : State/ University level National level International level

Cultural: State/ University level National level International level

5.10 Scholarships and Financial Support

	Number of students	Amount
Financial support from institution	101	Rs. 1,34,100/-
Financial support from government	1390	Rs. 1,61,03,450/-
Financial support from other sources	Nil	Nil
Number of students who received International/ National recognitions	Nil	Nil

Total Scholarship for the year 2017 - 2018				
Sl. No.	Item of Scholarship	Number of Candidates	@ Rs.	Total Amount
1	Chief Minister Scholarship	241	10,000/-	24,10,000/-
2	Merit-cum Minority Scholarship	76	6,500/-	4,94,000/-
3	Talent Support Minority Scholarship	67	5,400/-	3,61,800/-
4	Swami Vivekananda Merit-Cum Means Scholarship	233	12,000/-	27,96,000/-
5	SC Scholarship	212	5,400/-	11,44,800/-
6	ST Scholarship	05	5,400/-	27,000/-
7	OBC A Scholarship	43	3,900/-	1,67,700/-
8	OBC B Scholarship	94	3,600/-	3,38,400/-
9	Social Welfare Scholarship	69	6,000/-	4,14,000/-
10	Kanyashree Prakalpa (K2)	317	25,000/-	79,25,000/-
11	Kanyashree Prakalpa (K1)	33	750/-	24,750/-

Financial Support from Institution				
Class	No. of students received Half Free	Amount of concession 2017-18	No. of students received Full free	Amount in concession 2017-18
1 st	40	@ 600/- = 24,000/-	12	@ 750/- = 9,000/-
2 nd	21	@ 600/- = 12,600/-	14	@ 750/- = 10,500/- + 2,400/-
3 rd	05	@ 600/- = 3,000/-	9	@ 750/- = 6,750/-
Total	66	@ 600/- = 39,600/-	35	@ 750/- = 26,250/-
Other Financial Support from Students' Aid Fund				
No. of students		Amount		
13		Rs. 6,645/-		

5.11 Student organised / initiatives

Fairs	: State/ University level	<input type="text" value="Nil"/>	National level	<input type="text" value="Nil"/>	International level	<input type="text" value="Nil"/>
Exhibition:	State/ University level	<input type="text" value="Nil"/>	National level	<input type="text" value="Nil"/>	International level	<input type="text" value="Nil"/>

5.12 No. of social initiatives undertaken by the students

02

5.13 Major grievances of students (if any) redressed : No recorded major grievances of students.

Criterion – VI

6. Governance, Leadership and Management

6.1 State the Vision and Mission of the institution

- The college tries to follow the vision of university of Calcutta which is 'advancement of learning'.
- Our vision is to translate the mother university's motto into action and promote the issue of women empowerment, including financial independence.
- Our college encourages self defence of our girl students.

6.2 Does the Institution has a management Information System

Yes, Student's management Software

6.3 Quality improvement strategies adopted by the institution for each of the following:

6.3.1 Curriculum Development

The Institute follows the curriculum of affiliating University.

6.3.2 Teaching and Learning

IQAC supervises the overall teaching and learning process of the college.

6.3.3 Examination and Evaluation

- At the beginning Initial Assessment for the Honours students is taken to identify advanced students as well as poor-learners.
- Students' progress is regularly assessed through regular Tutorial classes in Honours subjects.
- A number of short tests are held for Hons and General students after Test examination of each year. The main motive of this exercise is to increase the standard of academic performance of each student.
- UGC sponsored seminars and college sponsored seminars and extension lectures by eminent Professors are organised regularly in the college.

6.3.4 Research and Development

NIL

6.3.5 Library, ICT and physical infrastructure / instrumentation

- Semi-automated Library
- 3 smart classrooms and 2 semi smart classrooms.
- Computerised Admission System
- Fully Computerised Office.

6.3.6 Human Resource Management

Teachers are regularly engaged in presenting papers in International, National and State level Seminars. Their papers are also published in different books and journals. Teachers are also permitted to join in Orientation and Refresher Courses for their career advancement.

- Refer to 2.5 (Criteria – II)

6.3.7 Faculty and Staff recruitment

Recruitment of 1 Contractual Teacher and 1 Guest Lecturer in Physical Education.

6.3.8 Industry Interaction / Collaboration

NIL

6.3.9 Admission of Students

As per Rules and Regulations of University and Higher Education Department (Govt. of West Bengal).

6.4 Welfare schemes

Teaching	NIL
Non teaching	Swasthya Sathi Scheme under Govt. of West Bengal
Students	Students Health Home Card for students

6.5 Total corpus fund generated

Rs. 621321/-

6.6 Whether annual financial audit has been done

Yes

No

6.7 Whether Academic and Administrative Audit (AAA) has been done?

Audit Type	External		Internal	
	Yes/No	Agency	Yes/No	Authority
Academic	NO	---	NO	---
Administrative	NO	--	NO	---

6.8 Does the University/ Autonomous College declares results within 30 days?

For UG Programmes

Yes

No

For PG Programmes

Yes

No

6.9 What efforts are made by the University/ Autonomous College for Examination Reforms?

The mother University has the sole responsibility to introduce Reforms in the Examination System.

6.10 What efforts are made by the University to promote autonomy in the affiliated/constituent colleges?

N.A.

6.11 Activities and support from the Alumni Association

- Sit and Draw Competition and
- Sports for local destitute children have been organised by the Alumni Association.

6.12 Activities and support from the Parent – Teacher Association

No formal Parent-Teacher Association exists in the college. But each department organizes more than one meeting with the parents to appraise them of their ward's academic progress.

6.13 Development programmes for support staff

NIL

6.14 Initiatives taken by the institution to make the campus eco-friendly

- I. Swachh Bharat- Campus cleaning program is regularly conducted by NSS unit.
- II. Initiatives have been taken to make the campus completely plastic free.
- III. Students are given incentives to make use of Sanitary Napkin Vending and Incinerator machines.

Criterion – VII

7. Innovations and Best Practices

7.1 Innovations introduced during this academic year which have created a positive impact on the functioning of the institution. Give details.

1. Teachers from every department of college have attended workshops on CBCS. These awareness with the new system of education will definitely have a positive impact on teaching and learning and motivate both teachers and students to cope with the new system.
2. Each and every department of college has conducted Re-tests for Hons and general students appearing for the University Examinations. The practice is to have a positive impact and hopefully our students will cope up with better results than the previous years as we know practice is always towards perfection.
3. Smart classroom teaching by a number of teachers is to have a positive impact upon teaching.
4. A computer centre is under progress. Student friendly routine has been initiated so that they have compact class schedule and little or less time spent/ wasted in between the classes.

7.2 Provide the Action Taken Report (ATR) based on the plan of action decided upon at the beginning of the year

- Physical Education, a new subject has been introduced in this session.
- 01 post has been filled up in Bengali. 10 teaching posts and 02 new non-teaching posts have been sanctioned by the Govt. (Order No. 122-Edn(CS)/4E - 14/2003 Dated 06.02.2018, 1071-Edn(CS)/ 4E – 45/96, Dated 21.09.2017)
- A new Computer Centre for college students has been established.
- A new Gymnasium Centre has been inaugurated.
- Additional five classrooms have been created.

7.3 Give two Best Practices of the institution

<ul style="list-style-type: none">➤ Sensitization seminars and workshops have been held in college to develop the students' sense and awareness regarding woman / girls' health hygiene and nutrition.➤ Best Practice – I<ul style="list-style-type: none">i) Health Hygieneii) Self- Defence Program - Karate - Tang Soo Do Korean Karate District Championship : Students won : 3 Gold , 2 Silver, 1 Bronze. Karate - Tang Soo Do Korean Karate State Championship : Students won : 1 Gold , 3 Silver, 4 Bronze➤ Best Practice – II Eco- Friendly campus.<ul style="list-style-type: none">✚ Incinerator machine has been installed for the cleanliness of the Campus.✚ Plastic Free Zone.

7.4 Contribution to environmental awareness / protection

<ol style="list-style-type: none">1. A number of sensitization programs have been conducted where both the students and staff members were involved.2. A green environment has been preserved through gardening.3. In continuation of the earlier years' practice LED lamps, in place of traditional bulbs are used.4. In view of energy preservation, single switch operation system in every classroom and administrative rooms are in use.
--

7.5 Whether environmental audit was conducted? Yes No

7.6 Any other relevant information the institution wishes to add. (for example SWOT Analysis)

Strength :-

- i) Qualified teaching faculty.
- ii) Homely atmosphere at college so that teaching the teaching learning process is smoothly conducted, the relationship between teachers and students been cordial and conducive to learning .
- iii) Computer learning programme being initiated.
- iv) NSS (National Service Scheme)
- v) NCC (National Cadet Corps)
- vi) Seminar organization of the University
- vii) Role of the college in the examination system that enhances the overall quality.

Weakness :-

- i) Lack of adequate infrastructure –
 - a. Rooms are not enough in member to run classes well.
 - b. Teacher – student ratio insufficient.
 - c. Shortage of non-teaching staffs.
 - d. Rack of spacious playground.
 - e. Library – Books not sufficient.
- ii) No formal career counselling cell.

Opportunity :-

- i) Apart from computer training more job oriented course should be introduced.
- ii) Scope of installing / constructing an Auditorium with proper audio system may contribute to the cultural ambience of the college.
- iii) Development of an indoor game facility for the students.

Threats :-

- i) Teacher – student ratio is not ideal. So the academic standard of the college faces a major challenge.
- ii) Increasing dropout rate is alarming. It poses a threat but our challenge is to reverse the process.
- iii) Due to inadequate infrastructure and incompatibility of teacher- student ratio, college is unable to cope with the tremendous rush of applicants seeking admission. This system needs to be altered for the betterment of College/ Institution.
- iv) Power-point classroom teaching should be more frequent.

8. Plans of institution for next year

- Proper infrastructure and resource development of the forthcoming CBCS under affiliating University to be initiated.
- Language Lab to be introduced as per NAAC recommendation.
- Newly constructed three storied building will be used for teaching learning process to facilitate more suitable learning environment.
- Administrative section to be shifted to the newly constructed building.
- Certificate Course is to be introduced in Computer Training under Dept. of Youth Affairs of Govt. of West Bengal.

Name DR. SAYANTI MUKHOPADHYAY
(TALUKDAR)

Name Dr. SOMA Roy.

Sayanti Mukhopadhyay (Talukdar)

Signature of the Coordinator, IQAC

Co-ordinator
IQAC
Serampore Girls' College

Soma Roy.

Signature of the Chairperson, IQAC

Principal
Serampore Girls' College
Serampore, Hooghly

Principal
Serampore Girls' College
Serampore, Hooghly

Abbreviations:

CAS	-	Career Advanced Scheme
CAT	-	Common Admission Test
CBCS	-	Choice Based Credit System
CE	-	Centre for Excellence
COP	-	Career Oriented Programme
CPE	-	College with Potential for Excellence
DPE	-	Department with Potential for Excellence
GATE	-	Graduate Aptitude Test
NET	-	National Eligibility T
PEI	-	Physical Education Institution
SAP	-	Special Assistance Programme
SF	-	Self Financing
SLET	-	State Level Eligibility Test
TEI	-	Teacher Education Institution
UPE	-	University with Potential Excellence
UPSC	-	Union Public Service Commission

Annexure I

YEAR PLANNER-CUM ACADEMIC CALENDAR (SESSION : 2018-18) FOR B.A./ B.Sc. STUDENTS

Sl. No.	Activities	Tentative Date
1.	Student's Orientation for the 1 st year students.	07.07.2017
2.	Classes to conduct Initial Assessment for 1 st year students.	10.07.2017 to 24.07.2017
3.	Initial Assessment for 1 st year students,	12.08.2017
4.	Parent –Teachers' Meeting for the 1 st year students.	4th Week of August
5.	Mid-Term Examination for 1 st year, 2 nd year and 3 rd year students.	After Puja Vacation
6.	Students' Seminar	November, 2017 to December, 2017
7.	Quiz contest	November, 2017 to December, 2017
8.	Open House Programme	November, 2017 to December, 2017
9.	Extension Lecture	November, 2017 to December, 2017
10.	Faculty Exchange Programme	November, 2017 to December, 2017
11.	Departmental Seminar / Lecture Programme by eminent person.	November, 2017 to December, 2017
12.	Educational Tour	December, 2017 to January, 2018
13.	College Remedial Coaching for 3 rd year students	January, 2018
14.	College Remedial Coaching for 2 nd year students	February, 2018
15.	College Remedial Coaching for 1 st year students	March, 2018
16.	Test for Part – III Students	2 nd week of December, 2017
17.	Test for Part – II Students	Last week of January, 2018
18.	Test for Part – I Students	1 st week of March, 2018
19.	Tutorial Classes	As per Routine

Annexure II

CO-CURRICULAR CALENDAR (SESSION : 2017-18) FOR B.A./ B.Sc. STUDENTS

Organized by NSS		
Sl. No.	Date	Activities
1.	18.11.2017	Awareness and Motivation Class on NSS; Participation- near about 150 NSS Volunteers of SGC.
2.	Nov. 2017	Participation in PRD Camp, Bhubaneswar, Orissa; Participation- near about 03 NSS Volunteers of SGC.
3.	December, 2017	Participation in Science Exhibition of Serampore College; Participation- near about 50 NSS Volunteers of SGC.
4.	Dec. 2017	Participation in RD Camp, Delhi; Participation- near about 01 NSS Volunteers of SGC.
5.	20.12.17	Save Drive Save Life: An Awareness Programme – Organised by W.B. Govt. & SGC NSS UNIT (I & II); Participation- near about 150 NSS Volunteers of SGC.
6.	January, 2018	Participation in National Youth Festival by One NSS VOL. (RATNA PAUL) – Organised by Ministry of Youth Affairs and Sports, Govt. Of India;
7.	January, 2018	Publication of College Calendar by SGC NSS UNIT (I & II); Participation- near about 50 NSS Volunteers of SGC.
8.	January, 2018	Celebration of Republic Day, 26th January, 2018 at SGC Campus, Serampore and C.U. College Street Campus; Participation- near about 15 NSS Volunteers of SGC.
9.	20.02.18	Motivational Class on NSS, taken by Sarita Patel , Regional Director of Kolkata R.D., NSS; Participation- More than 150 NSS Volunteers of SGC.

10.	27.02.18 to 01.03.18	P.O. Participation in TOT on Youth and Health at RGNIYD, Sriperumbudur, Tamilnadu, India; Participation : Dr. Arindam Bhattacharyya, P.O., SGC NSS Unit (I).
11.	19.03.2018 to 25.03.2018	NSS Special Camp at V. Nidhi, Serampore; Participation- near about 90 NSS Volunteers of SGC.
12.	22.03.18 to 25.03.2018	Participation in Value Orientation for Self-Empowerment and Self-Management: The Indian Way by SGC NSS VOLS.; Participation- near about 25 NSS Volunteers of SGC.
13.	1 st May, 2018 to 31 st July, 2018	SBSI (Swachh Bharat Internship Programme) at Dhakshin Rajjyadharpur, Serampore Block. Participation- near about 30 NSS Volunteers of SGC.
14.	5 th June , 2018	Celebration of Environment Day at Calcutta Rowing Club, Rabindra sarabor, Kolkat Under University of Calcutta and same programme also celebrated in SGC campus through Tree Plantation by Sanjib Maharaj, Prinicpal of RKMVM, Belur Math. Participation – Near about 50 NSS Volunteers of SGC.
15.	21 st June , 2018	Celebration of World Yoga Day at Calcutta Rowing Club, Rabindra sarabor, Kolkat Under University of Calcutta. Participation – Near about 20 NSS Volunteers of SGC.

Other Co-Curricular Activities by Serampore Girls' College

Sl. No.	Activities
01.	<p>➤ Youth Parliament :- Date : 24th August , 2017 Under – Department of Parliamentary Affairs , held in Hooghly Womens' College, Govt. of West Bengal. Serampore Girls' College Participated and secured Third position.</p>
02	<p>➤ Annual Cultural Programme & Prize Distribution Ceremony :- Date : 23rd August, 2017 Organized by Serampore Girls' College</p>

03	<p>➤ Karate :: Date : 18th June, 2017 – Tang Soo Do Korean Karate District Championship : Students won : 3 Gold , 2 Silver, 1 Bronze</p>		
04	<p>➤ Karate :: Date : 28th January, 2018 – Tang Soo Do Korean Karate State Championship : Students won : 1 Gold , 3 Silver, 4 Bronze</p>		
Organized by Alumni Association			
Sl. No.	Activities	Tentative Date	Venue
1.	Organized Sports and Drawing Competition for Neighboring Under Privileged Children	10 th February, 2018	College premises

Annexure III

LIST OF WORKING DAYS , 2017 – 2018 TERM – I

FROM JULY 1ST, 2017 TO OCTOBER 31ST, 2017

Month	Working Days	Sunday	Holidays	Total
July – 2017	25	5	1 (1 st July)	31
August – 2017	25	4	2 (Independence Day & Janmastami)	31
September – 2017	18	4	8 (Id-Id-Zuha,, Mahalaya Puja Holidays [25 th Sep to 21 st Oct])	30
October – 2017	5	5	21 (Puja Holidays, Bhratridwitiya, Chhat Puja, Jagadhatri Puja, Jagadhatri Immersion)	31

Month	Description
July - 2017	Working Days : 25
	Sunday : 05
	Holidays : 1 (1st July)
	Total : 31
August – 2017	Working Days : 25
	Sunday : 04
	Holidays : 02 (Independence Day & Janmastami)
	Total : 31
September – 2017	Working Days : 18
	Sunday : 04
	Holidays : 8 (Id-Id-Zuha,, Mahalaya Puja Holidays [25th Sep to 21st Oct])
	Total : 30
October – 2017	Working Days : 05
	Sunday : 05
	Holidays : 21 (Puja Holidays, Bhratridwitiya, Chhat Puja, Jagadhatri Puja, Jagadhatri Immersion)
	Total : 31

FROM NOVEMBER 1ST, 2017 TO DECEMBER 31ST, 2017

TERM – II

Month	Working Days	Sunday	Holidays	Total
November – 2017	25	4	1(Gurunanak Birthday)	30
December – 2017	18	5	8 (Fateha- Dwaz-Daham, Day after Sports & Winter recess)	31

Month	Description
November - 2016	Working Days : 25
	Sunday : 04
	Holidays : 1(Gurunanak Birthday)
	Total : 30
December – 2016	Working Days : 18
	Sunday : 5
	Holidays : 8 (Fateha-Dwaz-Daham, Day after Sports & Winter recess)
	Total : 31

FROM JANUARY 1st, 2018 TO MAY 15th, 2018

TERM – III

Month	Working Days	Sunday	Holidays	Total
January – 2018 (From 2 nd)	20	4	6 (Vivekananda Birthday, Saraswati Puja, Birthday of Netaji, C.U. Foundation Day, Maghotsava, Republic Day)	30
February – 2018	23	4	1(Shivratri)	28
March – 2018	23	4	4 (Holi, DolJatra, Good Friday, Easter Saturday)	31
April – 2018	21	5	4 (Chaitra Sankranti, Bengali New Year's Day, 3 days training for Panchayat Election)	30
May – 2018 (upto 15 th)	10	2	3 (May Day, May Day Celebration, Birthday of Rabindranath Tagore)	15

Month	Description
January – 2018 (From 2nd)	Working Days : 20
	Sunday : 04
	Holidays : 6 (Vivekananda Birthday, Saraswati Puja, Birthday of Netaji, C.U. Foundation Day, Maghotsava, Republic Day)
	Total : 30
February – 2018	Working Days : 23
	Sunday : 04
	Holidays : 1 (Shivratri)
	Total : 28
March – 2018	Working Days : 23
	Sunday : 04
	Holidays : 4 (Holi, DolJatra, Good Friday, Easter Saturday)
	Total : 31
April – 2018	Working Days : 21
	Sunday : 05
	Holidays : 4 (Chaitra Sankranti, Bengali New Year's Day, 3 days training for Panchayat Election)
	Total : 30
May – 2018 (upto 15th)	Working Days : 10
	Sunday : 02
	Holidays : 3 (May Day, May Day Celebration, Birthday of Rabindranath Tagore)
	Total : 15

Annexure IV

5th Meeting of the IQAC after the 2nd cycle of NAAC Peer Team visit on 15-17 December 2015

Meeting Date 09.08.2017

List of participants:

Dr. Soma Ray	(Principal)
Dr. Sayanti Mukhopadhyay (Talukdar)	(Co-Ordinator, IQAC)
Dr. Kalyani Sarkar	(Member of GB)
Dr. Bandana Chakraborty	(Community Representative)
Prof Chandrima Ray	(Teachers' Representative)
Prof. Nandita Kundu	„
Dr. Malancha Lahiri	„
Dr. Nandita Mukherjee	„
Dr. Saswati Chanda	„
Dr. Shaina Moiz	„
Prof. Moumita Ghosal	„
Ms Tanushree Samanta	(Librarian)
Mr Debkanti Das	(Technical Assistant)
Ms Nabamita Ghosh	„
Ms Juthika Pal	(Alumni Representative)
Ms Sudeshna Som	(Students' Representative)

IQAC Co-Ordinator welcomes all the members. The Principal presided over the meeting.

There after the agenda was taken up for discussion.

- Confirmation of the minutes of the last meeting of IQAC on 10.05.2017.
- Plan of Action:

Item 1: Initial Assessments: Results / Departmental analysis of results.

Item 2: Parent – Teachers' Meeting to be conducted.

To make the parents aware of text books , emphasis on preparation for examination and regular attendance. They will also be made aware that at least 40% marks to be secured in examination or else students would not be allowed to sit for the examinations; Minimum 75% attendance in class is mandatory.

Item 3: Proposal of the cultural programme and Prize Distribution Ceremony held on 23.08.2017 -

Concept of 'Swadesh' or 'Swadesh Bhabna' / concept of Patriotism / Nationalism would be the theme as per decision of cultural committee.

Item 4: Physical Education as elective subject has been introduced.

Around 50 students have been enrolled and they are very enthusiastic. As per the subject the field to be prepared.

- Action taken:
 - a) Motivating the students to join NSS, NCC and to enroll themselves in the Karate class.
 - b) Best Practices:
 - i. Plastic Free Zone – Eco-friendly Campus and Green Environment.
 - ii. Value Education for students and teachers – Moral values to be inculcated for overall development of personality.
 - c) Feedback Forms to be distributed. To Initiate the process of data collection, measures to be taken.
 - d) Govt. approved Non-Teaching posts have been properly filled up.

- Miscellaneous.

It was decided that the next meeting of IQAC will be held on 13.12.2017 (Wednesday) at 2 pm. There being no other agendum to discuss, the meeting ended with vote of thanks to the chair.

6th Meeting of the IQAC after the 2nd cycle of NAAC Peer Team visit on 15-17 December 2015

Meeting Date 13.12.2017

List of participants:

Dr. Soma Ray	(Principal)
Dr. Sayanti Mukhopadhyay (Talukdar)	(Co-Ordinator, IQAC)
Dr. Kalyani Sarkar	(Member of GB)
Dr. Bandana Chakraborty	(Community Representative)
Prof. Chandrima Ray	(Teachers' Representative)
Prof. Nandita Kundu	„
Dr. Malancha Lahiri	„
Dr. Nandita Mukherjee	„
Dr. Saswati Chanda	„
Dr. Shaina Moiz	„
Prof. Moumita Ghosal	„
Ms Tanushree Samanta	(Librarian)
Mr Debkanti Das	(Technical Assistant)
Ms Nabamita Ghosh	„
Ms Juthika Pal	(Alumni Representative)
Ms Sudeshna Som	(Students' Representative)

IQAC Co-Ordinator welcomes all the members. The Principal presided over the meeting.

There after the agenda was taken up for discussion.

Item 1: College / University results. -

Meeting with the heads of the departments to be held for analysis of results and action to be taken.

Action likely to be taken: Retests , Remedial classes. [Mid-term results analysis]

Item 2: UGC sponsored seminar -

National seminar to be organized by the departments of History, Political science and Bengali. The topic: "The Idea of Nationalism in the Minds of the Bengalee Intellectuals" has been sanctioned by the UGC with the assurance of monetary support of Rs. 1,20,000/- .

Item 3: Plan for Gymnasium

Proposal to be placed with the WB Govt. for the Gymnasium.

Item 4: Vending Machine Proposal –

A proposal of Vending and Incinerator Machine to be sent to the MP, Serampore.

Item 5: Miscellaneous.

It was decided that the next meeting of IQAC will be held on 21.03.2018 (Wednesday) at 2 pm.
There being no other agendum to discuss, the meeting ended with vote of thanks to the chair.

7th meeting of the IQAC after the 2nd cycle of NAAC Peer Team visit on 15-17 December 2015

Meeting Date – 21/03/2018

Members Present:

Dr. Soma Ray	(Principal)
Dr. Sayanti Mukhopadhyay (Talukdar)	(Co-Ordinator, IQAC)
Dr. Kalyani Sarkar	(Member of GB)
Dr. Bandana Chakraborty	(Community Representative)
Prof Chandrima Ray	(Teachers' Representative)
Prof. Nandita Kundu	„
Dr. Malancha Lahiri	„
Dr. Nandita Mukherjee	„
Dr. Saswati Chanda	„
Dr. Shaina Moiz	„
Prof. Moumita Ghosal	„
Ms Tanushree Samanta	(Librarian)
Mr Debkanti Das	(Technical Assistant)
Ms Nabamita Ghosh	„
Ms Juthika Pal	(Alumni Representative)
Ms Sudeshna Som	(Students' Representative)

IQAC Co-Ordinator welcomes all members and the Principal presides over the meeting.

There after the agenda was taken up for discussion.

Agenda for discussion :

Confirmation of the last meeting munities:-

- Proposal for CBCS workshop to be held in college if programme may be implemented.
- CBCS to introduce new syllabus and new system holding semester examinations.

Plan of Action :

Complied with the action of plan framed in the last meeting.

Item 1 : Two-day national Seminar to be organized and conducted.

Item 2 : Data Collection for AQAR.

Item 3 : Building Proposal and compliance :

Ground and 1st floor of new building completed with support of Government fund. 2nd and 3rd floor to be completed from the college fund.

Item 4 : (a) Gymnasium, (b) Vending and Incinerating Machine have been installed by Higher Education Department. Equipment have been purchased by the fund forwarded by Higher Education Department, Govt. of WB, mainly for the students of Physical Education & Karate Class.

Item 5 : The completed Gymnasium to be inaugurated for the students of Physical Education.

Item 6 : A detailed project report for new building has been prepared by the Head Office PWD, Social sector. This Proposal is to be submitted to HED for further building grants.

Item 7 : 10 new teaching posts have been created and sanctioned by the Higher Education Department, Govt. of W.B. Therefore total vacant posts have been fourteen(14). Requisition for the posts is to be sent to WBCSC for recommendation through their process of selection.

8th meeting of the IQAC after the 2nd cycle of NAAC Peer Team visit on 15-17 December 2015

Meeting Date – 28/05/2018

Members Present:

Dr. Soma Ray	(Principal, Chairperson, IQAC)
Dr. Sayanti Mukhopadhyay (Talukdar)	(Co-Ordinator, IQAC)
Dr. Kalyani Sarkar	(Member from Management)
Dr. Bandana Chakraborty	(Community Representative)
Dr. Sarmistha Maitra	(Teachers' Representative)
Prof. Nandita Kundu	„
Dr. Sampa Sarkar	„
Dr. Bimal Mondal	„
Dr. Snigdha Chattopadhyay	„
Dr. Saswati Chanda	„
Ms. Moumita Ghosal	„
Smt. Tanushree Samanta	(Librarian)
Ms Juthika Pal	(Alumni Representative)

IQAC Co-Ordinator welcomes all members and the Principal presides over the meeting.

There after the agenda was taken up for discussion.

Agenda for discussion :

Item 1: CBCS : Tutorial to be held in 4th week of November (15 marks). Initial assessment to be held in 3rd week of November, 2018 (10 marks). Rules and regulations for new admission in the CBCS system to be included in the prospectus for 2017-2018, as per discussion of the Academic Committee.

Item 2 : One day workshop on National Institutional Ranking Framework (NIRF) to be held on 07.06.2018. Neighboring colleges to be invited to participate in the workshop.

Item 3 : Vending and Incinerating Machine has been installed with the support of Higher Education Department. Equipment have been purchased by the fund forwarded by HED, Govt. of WB mainly for the students of Physical Education & Karate Class.

Item 4 : A detailed project report for new building has been prepared by the Head Office PWD, Social sector. This Proposal is to be submitted to HED for further building grant.

Item 5a : Workshop on revised system of Accreditation by NAAC to be held on 4th July, 2018 (Tentatively).

Item 5b : Workshop on Value Education for Teaching and Non-Teaching staff.

Speaker :- Maharaj Swami Shastrajnananda , Belur Vidyamandir College.

Item 6 : Two-day national Seminar was organized and successfully conducted on 23/08/2018.

Annexure V

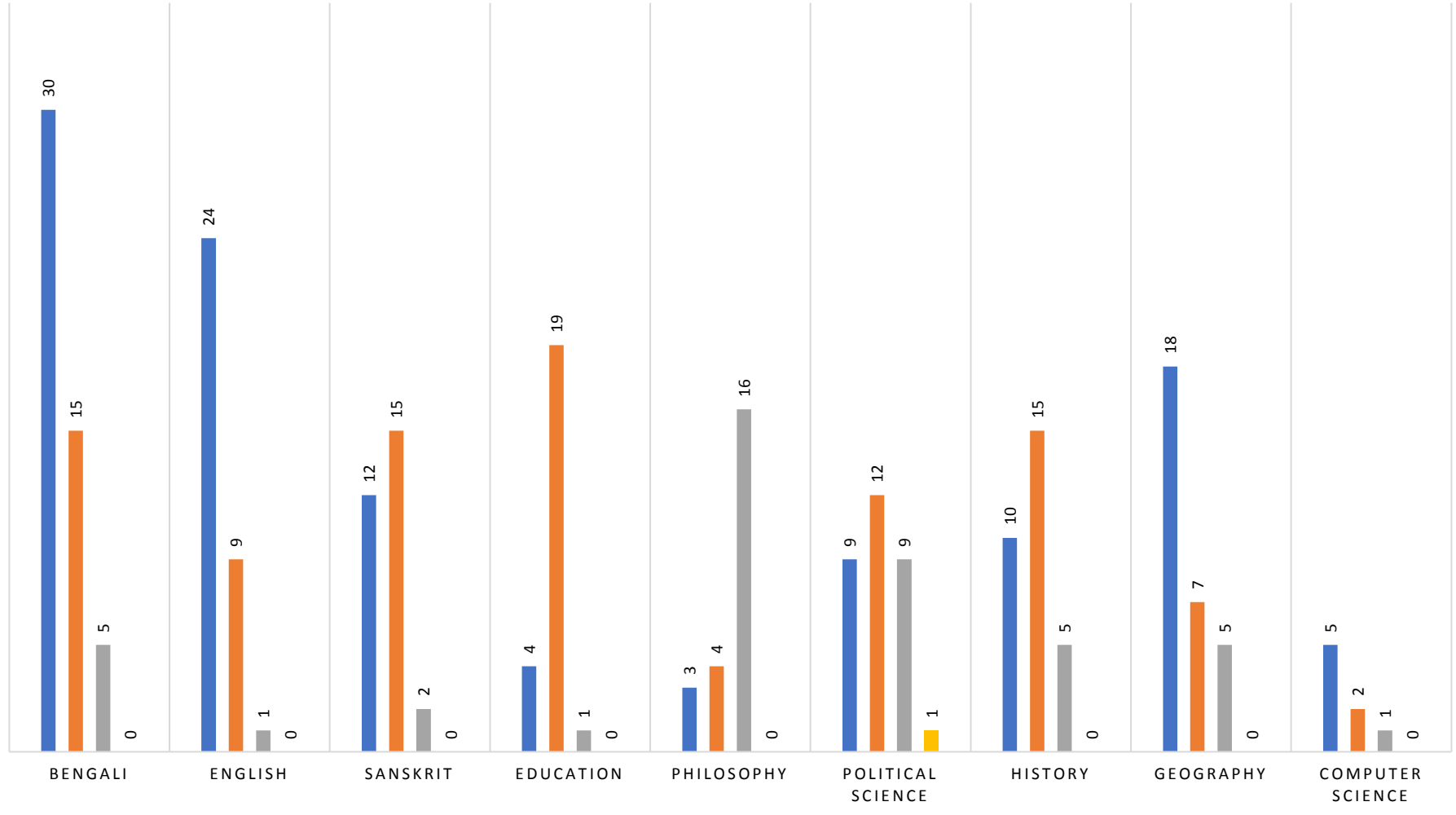
**Students' Feedback towards Teacher, 2017 - 2018
(For Hons. Students)**

Qs 1. How do you rate the communicative skill of the teacher (in terms of his / her ability to deliver a language comprehensible lecture?)

Subject	Excellent		Good		Satisfactory		Poor		Sample Size
	Value	Percentage	Value	Percentage	Value	Percentage	Value	Percentage	
Bengali	30	60%	15	30%	5	10%	0	0%	50
English	24	71%	9	26%	1	3%	0	0%	34
Sanskrit	12	41%	15	52%	2	7%	0	0%	29
Education	4	17%	19	79%	1	4%	0	0%	24
Philosophy	3	13%	4	17%	16	70%	0	0%	23
Political Science	9	29%	12	39%	9	29%	1	3%	31
History	10	33%	15	50%	5	17%	0	0%	30
Geography	18	60%	7	23%	5	17%	0	0%	30
Computer Science	5	63%	2	25%	1	13%	0	0%	8

TEACHERS ACCORDING TO THEIR COMMUNICATIVE SKILL

■ Excellent ■ Good ■ Satisfactory ■ Poor



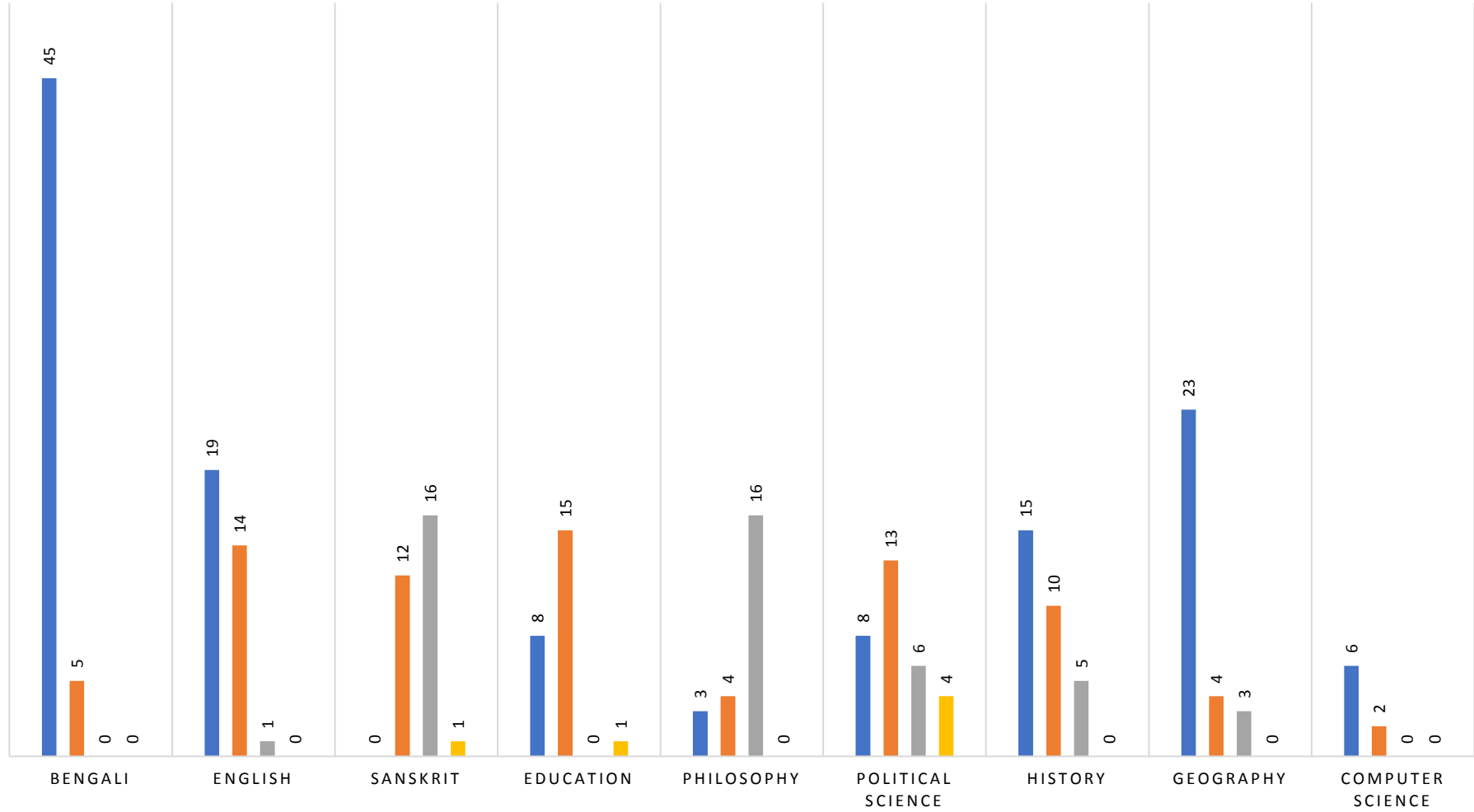
**Students' Feedback towards Teacher, 2017 - 2018
(For Hons. Students)**

Qs 2. How do you rate his / her knowledge base?

Subject	Excellent		Good		Satisfactory		Poor		Sample Size
	Value	Percentage	Value	Percentage	Value	Percentage	Value	Percentage	
Bengali	45	90%	5	10%	0	0%	0	0%	50
English	19	56%	14	41%	1	3%	0	0%	34
Sanskrit	0	0%	12	41%	16	55%	1	3%	29
Education	8	33%	15	63%	0	0%	1	4%	24
Philosophy	3	13%	4	17%	16	70%	0	0%	23
Political Science	8	26%	13	42%	6	19%	4	13%	31
History	15	50%	10	33%	5	17%	0	0%	30
Geography	23	77%	4	13%	3	10%	0	0%	30
Computer Science	6	75%	2	25%	0	0%	0	0%	8

TEACHERS ACCORDING TO THEIR KNOWLEDGE BASE

■ Excellent ■ Good ■ Satisfactory ■ Poor



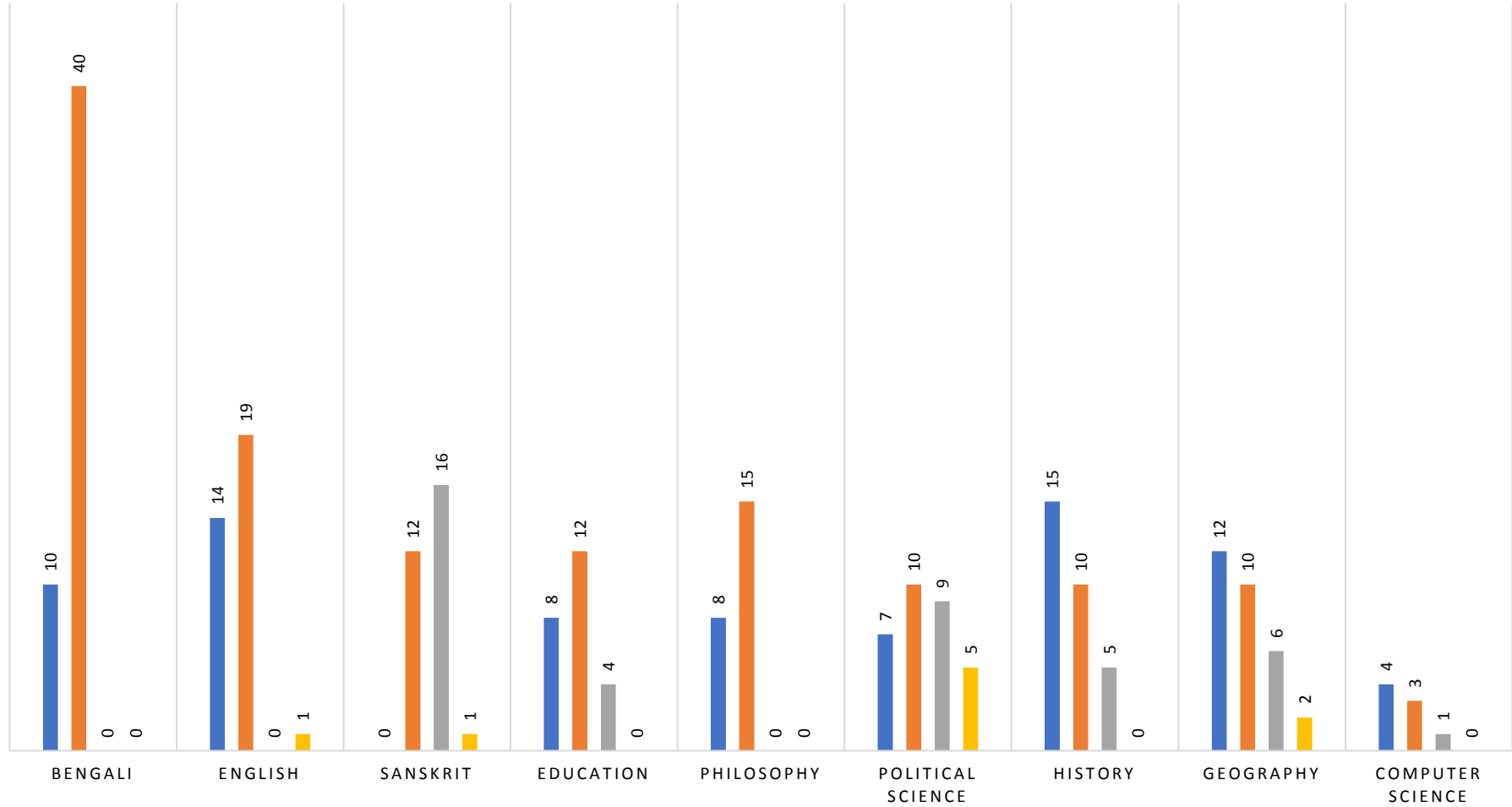
**Students' Feedback towards Teacher, 2017 - 2018
(For Hons. Students)**

Qs 3. How do you rate his / her progress in class towards completion of the syllabus within the stipulated period?

Subject	Excellent		Good		Satisfactory		Poor		Sample Size
	Value	Percentage	Value	Percentage	Value	Percentage	Value	Percentage	
Bengali	10	20%	40	80%	0	0%	0	0%	50
English	14	41%	19	56%	0	0%	1	3%	34
Sanskrit	0	0%	12	41%	16	55%	1	3%	29
Education	8	33%	12	50%	4	17%	0	0%	24
Philosophy	8	35%	15	65%	0	0%	0	0%	23
Political Science	7	23%	10	32%	9	29%	5	16%	31
History	15	50%	10	33%	5	17%	0	0%	30
Geography	12	40%	10	33%	6	20%	2	7%	30
Computer Science	4	50%	3	38%	1	13%	0	0%	8

TEACHERS' PERFORMANCE REGARDING COMPLETION OF SYLLABUS

■ Excellent ■ Good ■ Satisfactory ■ Poor



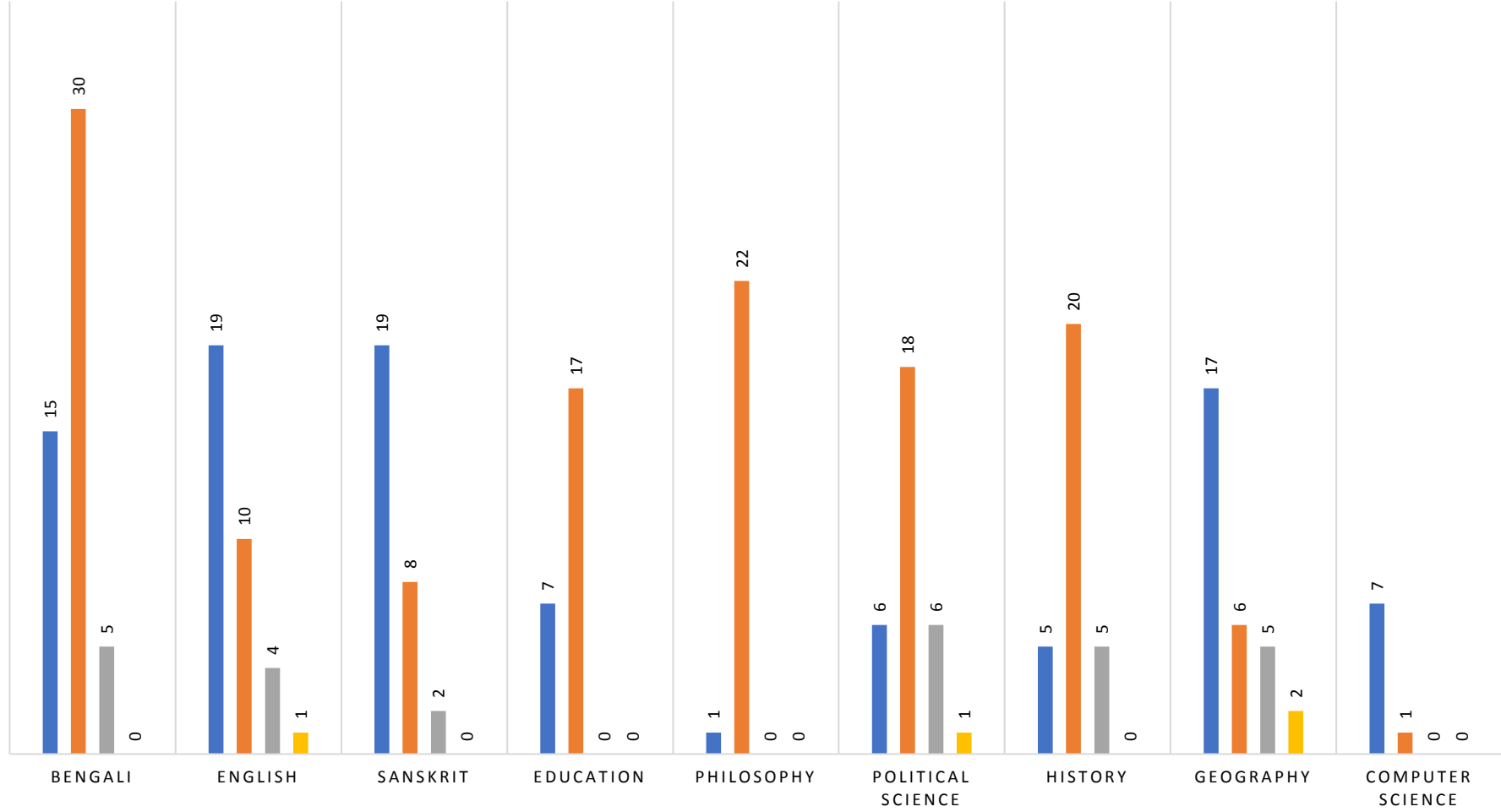
**Students' Feedback towards Teacher, 2017 - 2018
(For Hons. Students)**

Qs 4. How far did his/her teaching ability motivate you as a learner and in attending concerned classes?

Subject	Excellent		Good		Satisfactory		Poor		Sample Size
	Value	Percentage	Value	Percentage	Value	Percentage	Value	Percentage	
Bengali	15	30%	30	60%	5	10%	0	0%	50
English	19	56%	10	29%	4	12%	1	3%	34
Sanskrit	19	66%	8	28%	2	7%	0	0%	29
Education	7	29%	17	71%	0	0%	0	0%	24
Philosophy	1	4%	22	96%	0	0%	0	0%	23
Political Science	6	19%	18	58%	6	19%	1	3%	31
History	5	17%	20	67%	5	17%	0	0%	30
Geography	17	57%	6	20%	5	17%	2	7%	30
Computer Science	7	88%	1	13%	0	0%	0	0%	8

TEACHERS' ABILITY TO MOTIVATE STUDENTS

■ Excellent ■ Good ■ Satisfactory ■ Poor



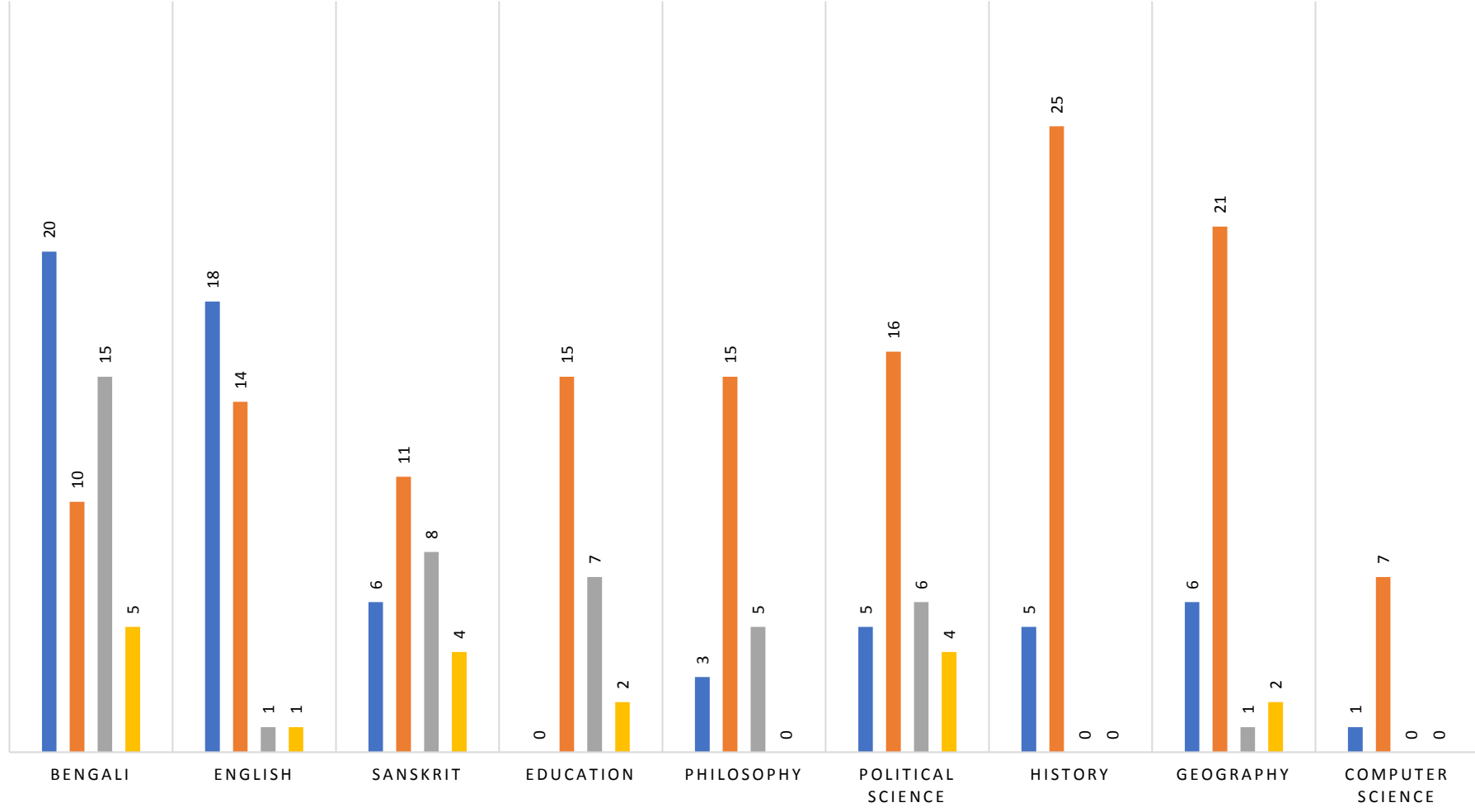
Students' Feedback towards Teacher, 2017 - 2018
(For Hons. Students)

Qs 5. How do you rate your teachers in terms of their regularity shown in conducting routine assessment of the students (through class tests / tutorials etc.)?

Subject	Excellent		Good		Satisfactory		Poor		Sample Size
	Value	Percentage	Value	Percentage	Value	Percentage	Value	Percentage	
Bengali	20	40%	10	20%	15	30%	5	10%	50
English	18	53%	14	41%	1	3%	1	3%	34
Sanskrit	6	21%	11	38%	8	28%	4	14%	29
Education	0	0%	15	63%	7	29%	2	8%	24
Philosophy	3	13%	15	65%	5	22%	0	0%	23
Political Science	5	16%	16	52%	6	19%	4	13%	31
History	5	17%	25	83%	0	0%	0	0%	30
Geography	6	20%	21	70%	1	3%	2	7%	30
Computer Science	1	13%	7	88%	0	0%	0	0%	8

TEACHERS' REGULARITY IN STUDENTS' ASSESMENT

■ Excellent ■ Good ■ Satisfactory ■ Poor



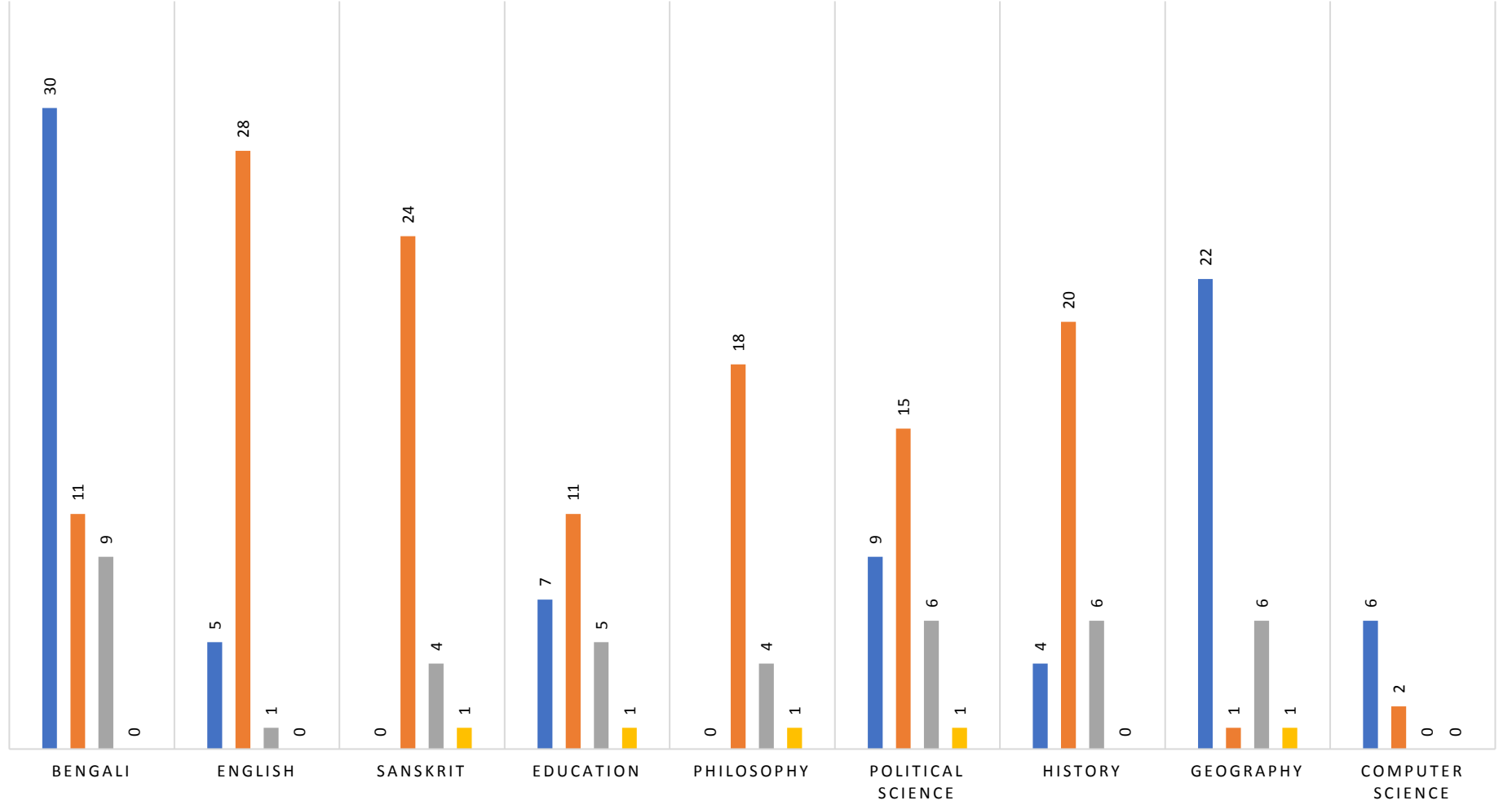
**Students' Feedback towards Teacher, 2017 - 2018
(For Hons. Students)**

Qs 6. How do you rate your teachers in terms of their accessibility beyond class hours?

Subject	Excellent		Good		Satisfactory		Poor		Sample Size
	Value	Percentage	Value	Percentage	Value	Percentage	Value	Percentage	
Bengali	30	60%	11	22%	9	18%	0	0%	50
English	5	15%	28	82%	1	3%	0	0%	34
Sanskrit	0	0%	24	83%	4	14%	1	3%	29
Education	7	29%	11	46%	5	21%	1	4%	24
Philosophy	0	0%	18	78%	4	17%	1	4%	23
Political Science	9	29%	15	48%	6	19%	1	3%	31
History	4	13%	20	67%	6	20%	0	0%	30
Geography	22	73%	1	3%	6	20%	1	3%	30
Computer Science	6	75%	2	25%	0	0%	0	0%	8

TEACHERS ACCESSIBILITY BEYOND REGULAR CLASSES

■ Excellent ■ Good ■ Satisfactory ■ Poor



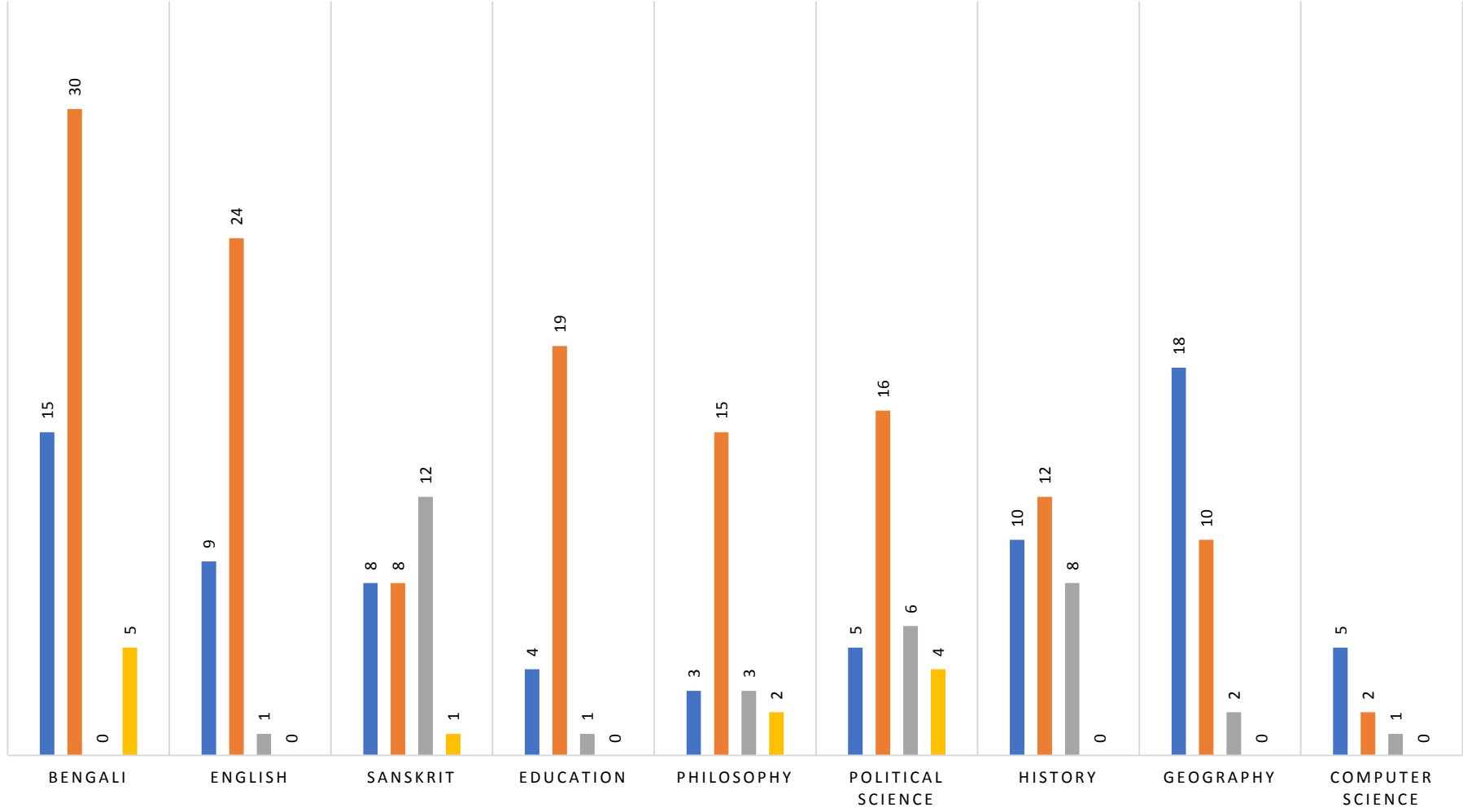
**Students' Feedback towards Teacher, 2017 - 2018
(For Hons. Students)**

Qs 7. How do you rate your teachers in terms of additional/supplementary academic support extended to students?

Subject	Excellent		Good		Satisfactory		Poor		Sample Size
	Value	Percentage	Value	Percentage	Value	Percentage	Value	Percentage	
Bengali	15	30%	30	60%	0	0%	5	10%	50
English	9	26%	24	71%	1	3%	0	0%	34
Sanskrit	8	28%	8	28%	12	41%	1	3%	29
Education	4	17%	19	79%	1	4%	0	0%	24
Philosophy	3	13%	15	65%	3	13%	2	9%	23
Political Science	5	16%	16	52%	6	19%	4	13%	31
History	10	33%	12	40%	8	27%	0	0%	30
Geography	18	60%	10	33%	2	7%	0	0%	30
Computer Science	5	63%	2	25%	1	13%	0	0%	8

ACADEMIC SUPPORT PROVIDED BY THE TEACHERS

■ Excellent ■ Good ■ Satisfactory ■ Poor



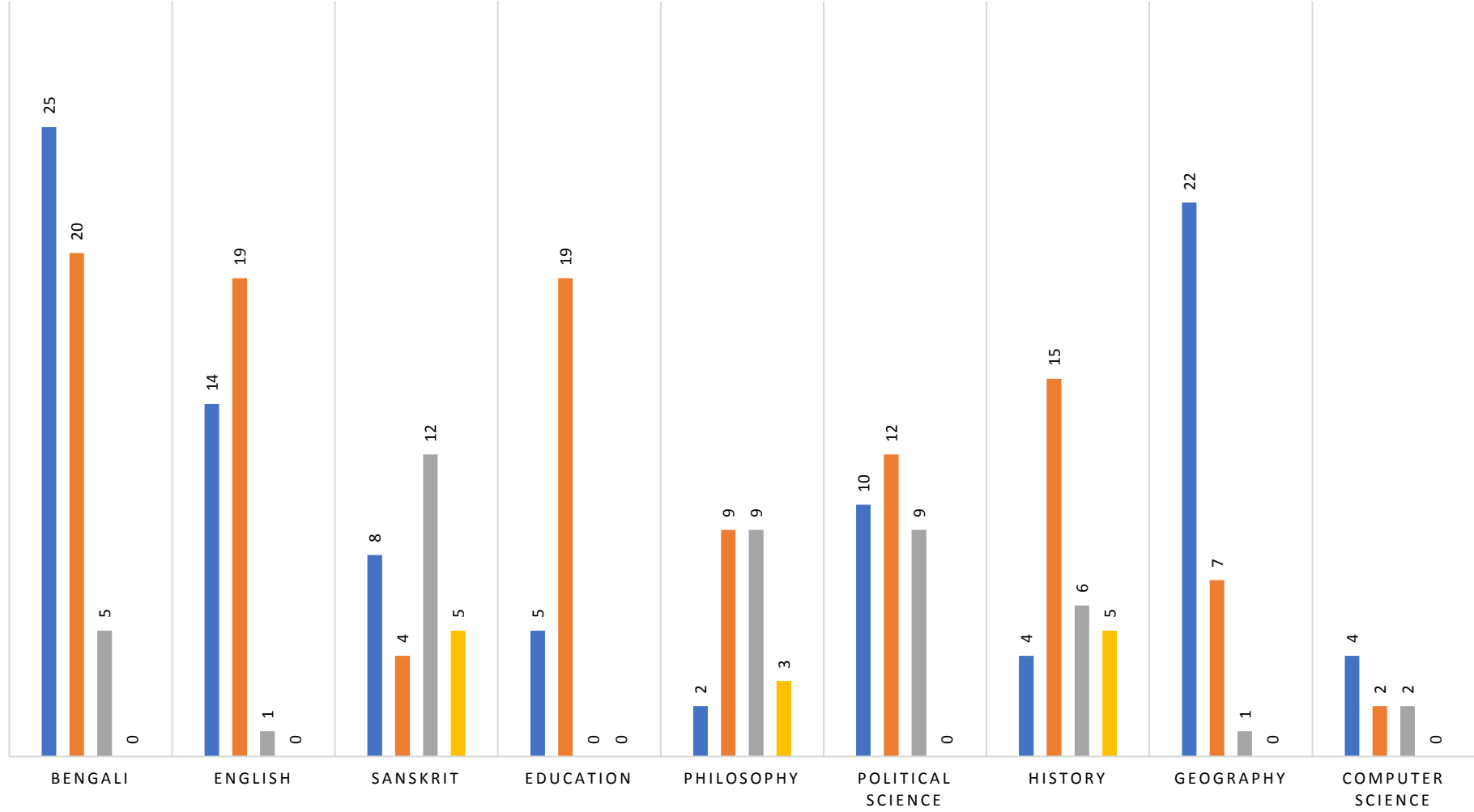
**Students' Feedback towards Teacher, 2017 - 2018
(For Hons. Students)**

Qs 8. How do you rate your teachers readiness to conduct remedial classes and equip you with need based solutions (like correction of answers or supplementary reference list / additional reading materials)?

Subject	Excellent		Good		Satisfactory		Poor		Sample Size
	Value	Percentage	Value	Percentage	Value	Percentage	Value	Percentage	
Bengali	25	50%	20	40%	5	10%	0	0%	50
English	14	41%	19	56%	1	3%	0	0%	34
Sanskrit	8	28%	4	14%	12	41%	5	17%	29
Education	5	21%	19	79%	0	0%	0	0%	24
Philosophy	2	9%	9	39%	9	39%	3	13%	23
Political Science	10	32%	12	39%	9	29%	0	0%	31
History	4	13%	15	50%	6	20%	5	17%	30
Geography	22	73%	7	23%	1	3%	0	0%	30
Computer Science	4	50%	2	25%	2	25%	0	0%	8

TEACHERS' READINESS TO PROVIDE NEED BASED SOLUTIONS

■ Excellent ■ Good ■ Satisfactory ■ Poor



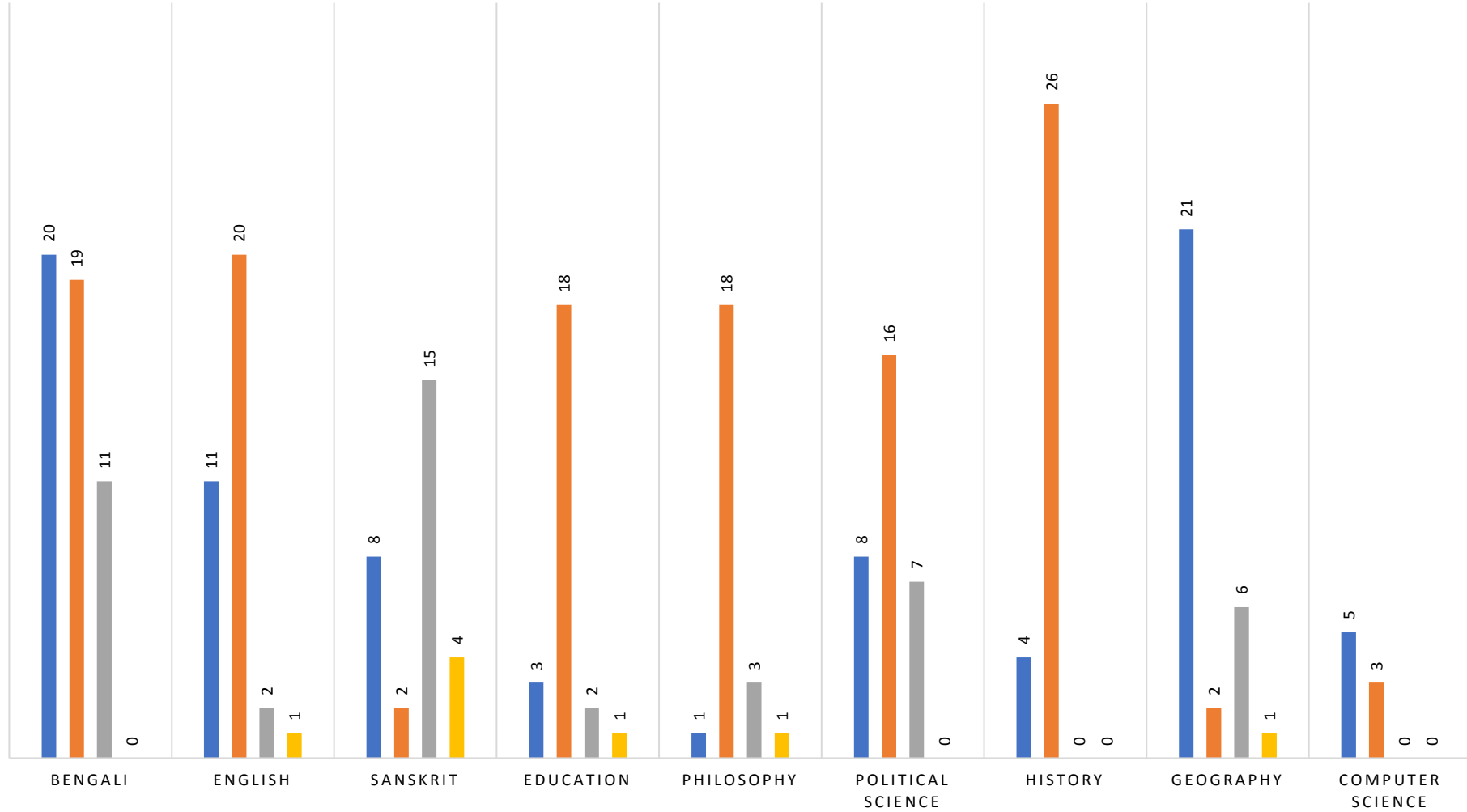
**Students' Feedback towards Teacher, 2017 - 2018
(For Hons. Students)**

Qs 9. How do you rate the effectiveness and relevance of the study material provided to you by teachers?

Subject	Excellent		Good		Satisfactory		Poor		Sample Size
	Value	Percentage	Value	Percentage	Value	Percentage	Value	Percentage	
Bengali	20	40%	19	38%	11	22%	0	0%	50
English	11	32%	20	59%	2	6%	1	3%	34
Sanskrit	8	28%	2	7%	15	52%	4	14%	29
Education	3	13%	18	75%	2	8%	1	4%	24
Philosophy	1	4%	18	78%	3	13%	1	4%	23
Political Science	8	26%	16	52%	7	23%	0	0%	31
History	4	13%	26	87%	0	0%	0	0%	30
Geography	21	70%	2	7%	6	20%	1	3%	30
Computer Science	5	63%	3	38%	0	0%	0	0%	8

EFFECTIVENESS OF STUDY MATERIALS PROVIDED BY THE TEACHERS

■ Excellent ■ Good ■ Satisfactory ■ Poor



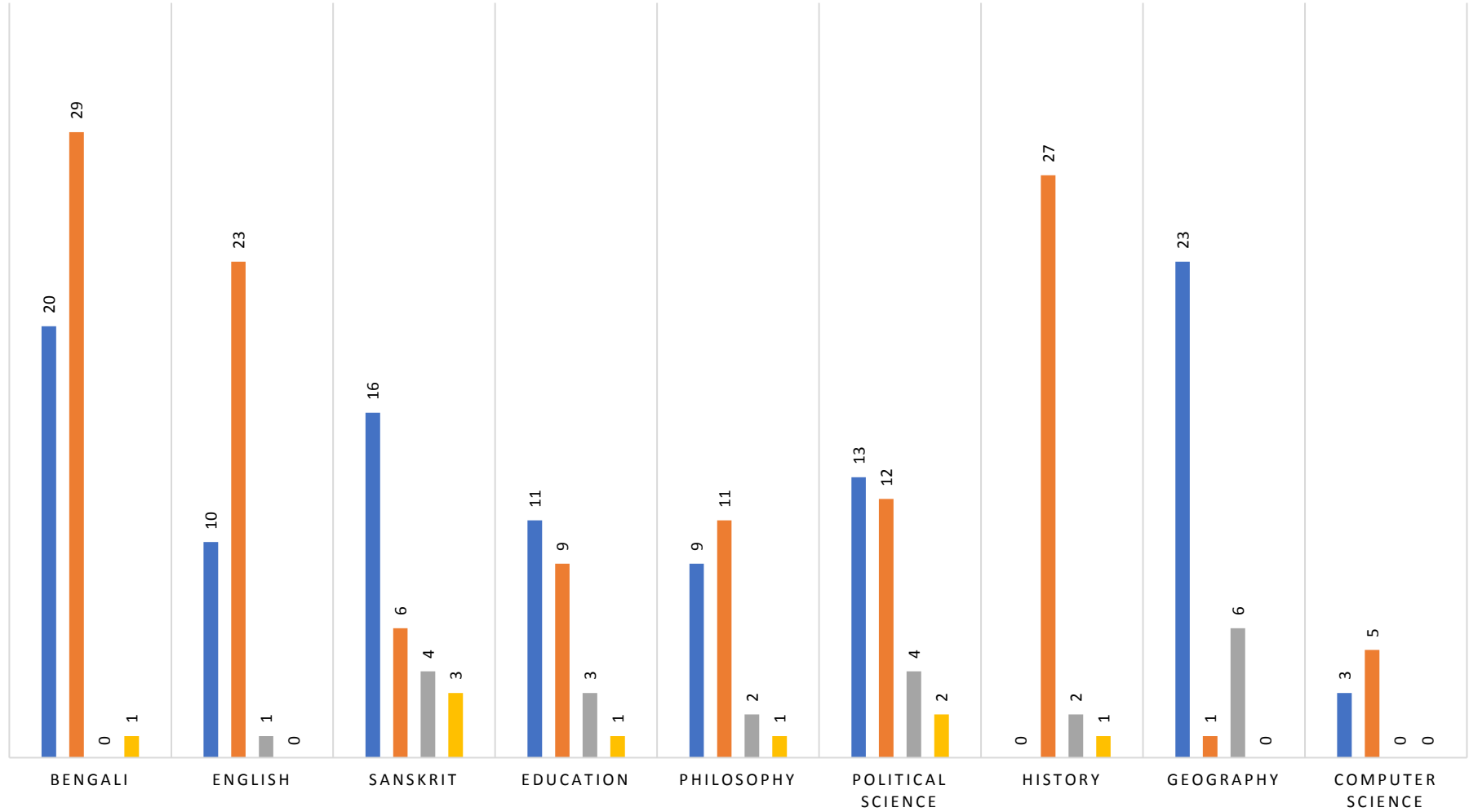
Students' Feedback towards Teacher, 2017 - 2018
(For Hons. Students)

Qs 10. How do you rate your teachers in terms of innovative teaching methods and apparatus introduced in classroom teaching?

Subject	Excellent		Good		Satisfactory		Poor		Sample Size
	Value	Percentage	Value	Percentage	Value	Percentage	Value	Percentage	
Bengali	20	40%	29	58%	0	0%	1	2%	50
English	10	29%	23	68%	1	3%	0	0%	34
Sanskrit	16	55%	6	21%	4	14%	3	10%	29
Education	11	46%	9	38%	3	13%	1	4%	24
Philosophy	9	39%	11	48%	2	9%	1	4%	23
Political Science	13	42%	12	39%	4	13%	2	6%	31
History	0	0%	27	90%	2	7%	1	3%	30
Geography	23	77%	1	3%	6	20%	0	0%	30
Computer Science	3	38%	5	63%	0	0%	0	0%	8

INNOVATIVE TEACHING IN CLASSROOM

■ Excellent ■ Good ■ Satisfactory ■ Poor



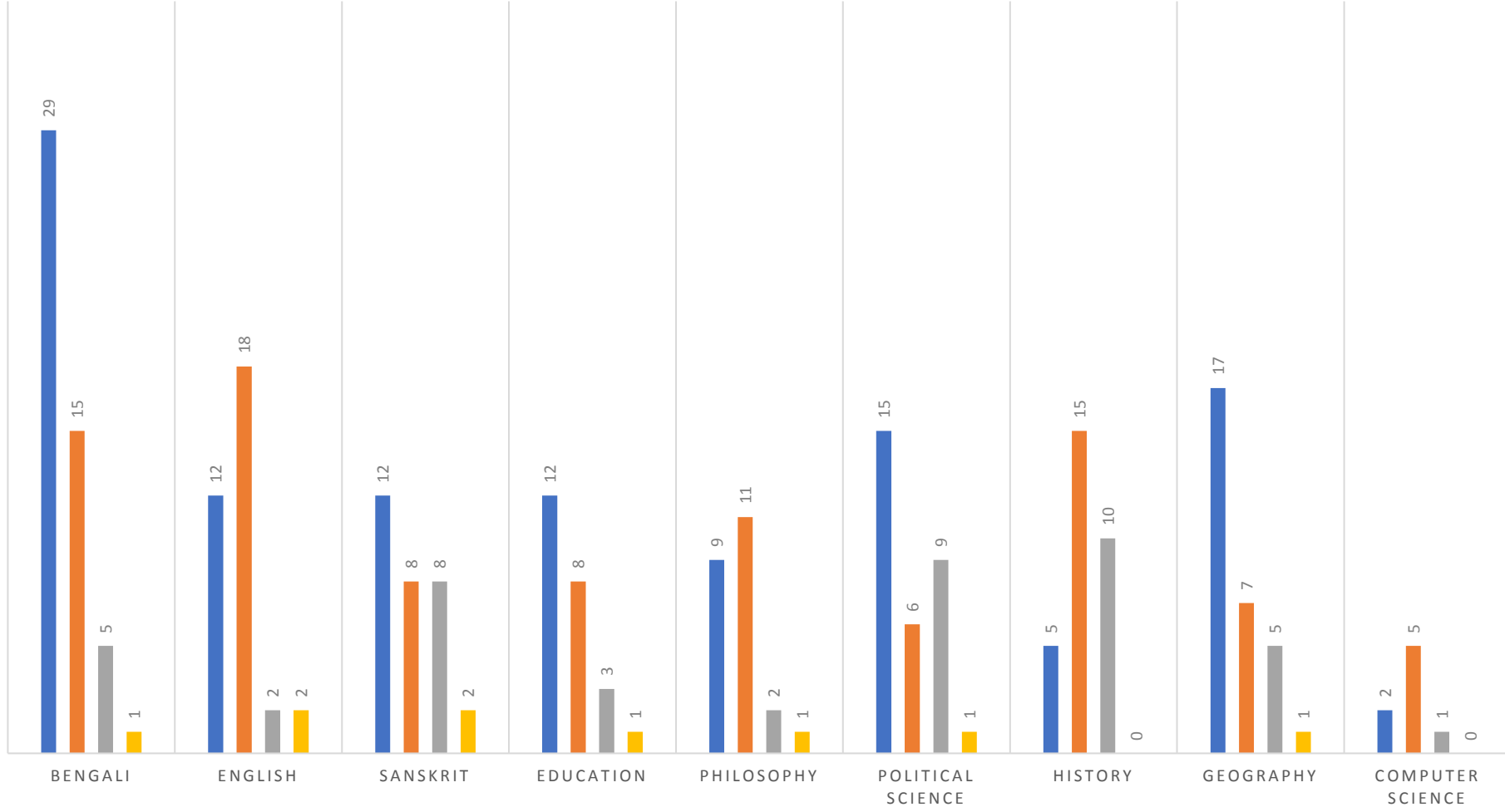
**Students' Feedback towards Teacher, 2017 - 2018
(For Hons. Students)**

Qs 11. How do you rate the teachers in terms of their initiative to stimulate interactive sessions in class?

Subject	Excellent		Good		Satisfactory		Poor		Sample Size
	Value	Percentage	Value	Percentage	Value	Percentage	Value	Percentage	
Bengali	29	58%	15	30%	5	10%	1	2%	50
English	12	35%	18	53%	2	6%	2	6%	34
Sanskrit	12	40%	8	27%	8	27%	2	7%	30
Education	12	50%	8	33%	3	13%	1	4%	24
Philosophy	9	39%	11	48%	2	9%	1	4%	23
Political Science	15	48%	6	19%	9	29%	1	3%	31
History	5	17%	15	50%	10	33%	0	0%	30
Geography	17	57%	7	23%	5	17%	1	3%	30
Computer Science	2	25%	5	63%	1	13%	0	0%	8

TEACHERS' INITIATIVES TO STIMULATE INTERACTIVE SESSIONS

■ Excellent ■ Good ■ Satisfactory ■ Poor



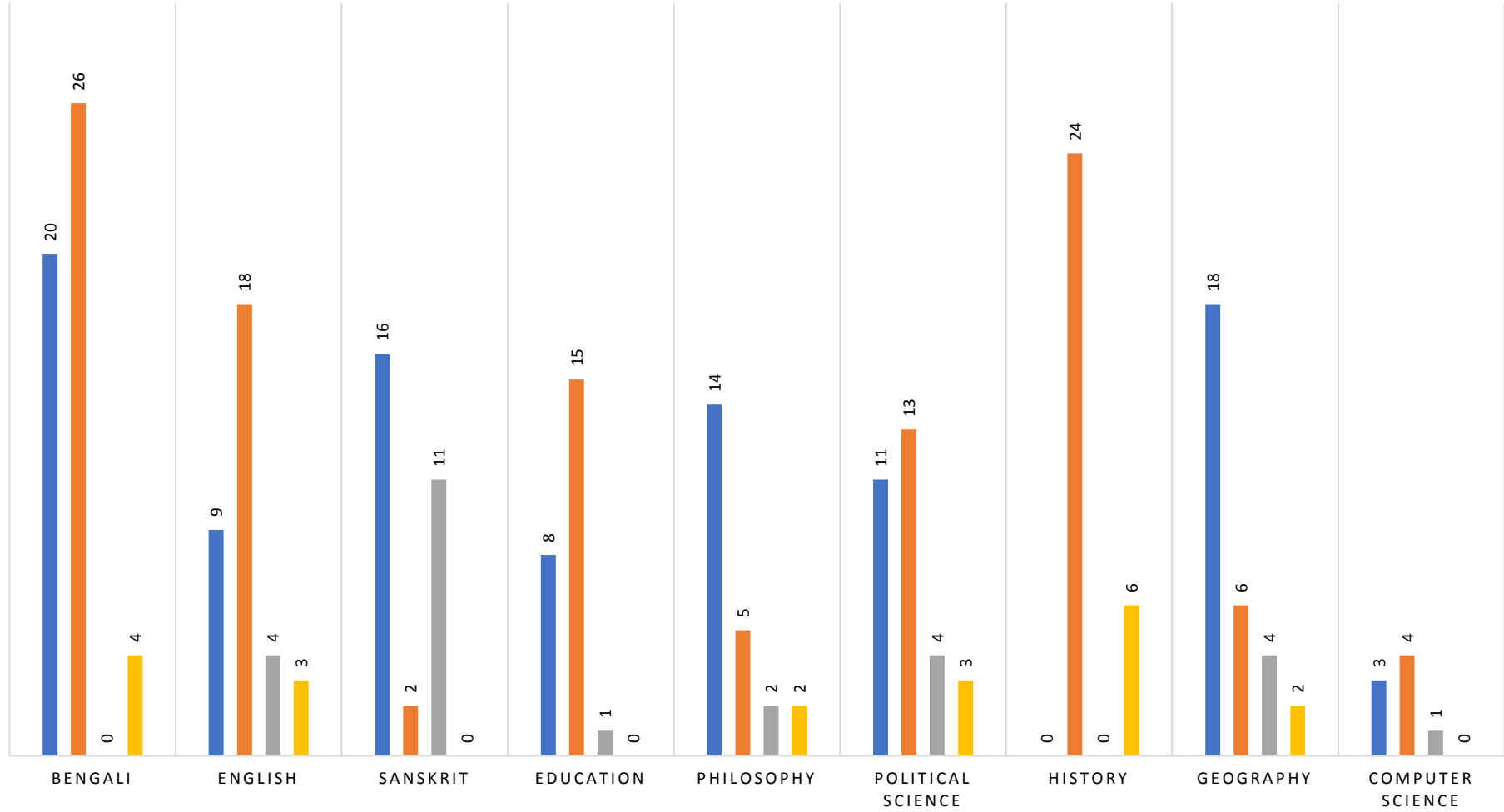
Students' Feedback towards Teacher, 2017 - 2018
(For Hons. Students)

Qs 12. How do you rate the teachers in terms of his/ her punctuality in class and effective utilization of scheduled time period?

Subject	Excellent		Good		Satisfactory		Poor		Sample Size
	Value	Percentage	Value	Percentage	Value	Percentage	Value	Percentage	
Bengali	20	40%	26	52%	0	0%	4	8%	50
English	9	26%	18	53%	4	12%	3	9%	34
Sanskrit	16	55%	2	7%	11	38%	0	0%	29
Education	8	33%	15	63%	1	4%	0	0%	24
Philosophy	14	61%	5	22%	2	9%	2	9%	23
Political Science	11	35%	13	42%	4	13%	3	10%	31
History	0	0%	24	80%	0	0%	6	20%	30
Geography	18	60%	6	20%	4	13%	2	7%	30
Computer Science	3	38%	4	50%	1	13%	0	0%	8

PUNTUALITY OF THE TEACHERS AND UTILIZATION OF THE TIME

■ Excellent ■ Good ■ Satisfactory ■ Poor



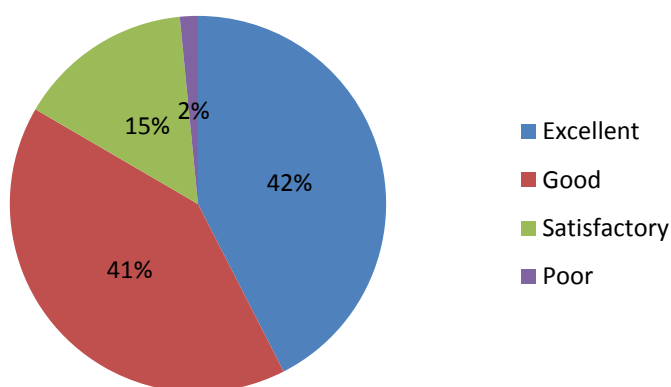
Annexure VI

Students' Feedback towards College, 2017 - 2018

Q 1. How do you rate the college in terms of its locational advantage and connectivity?

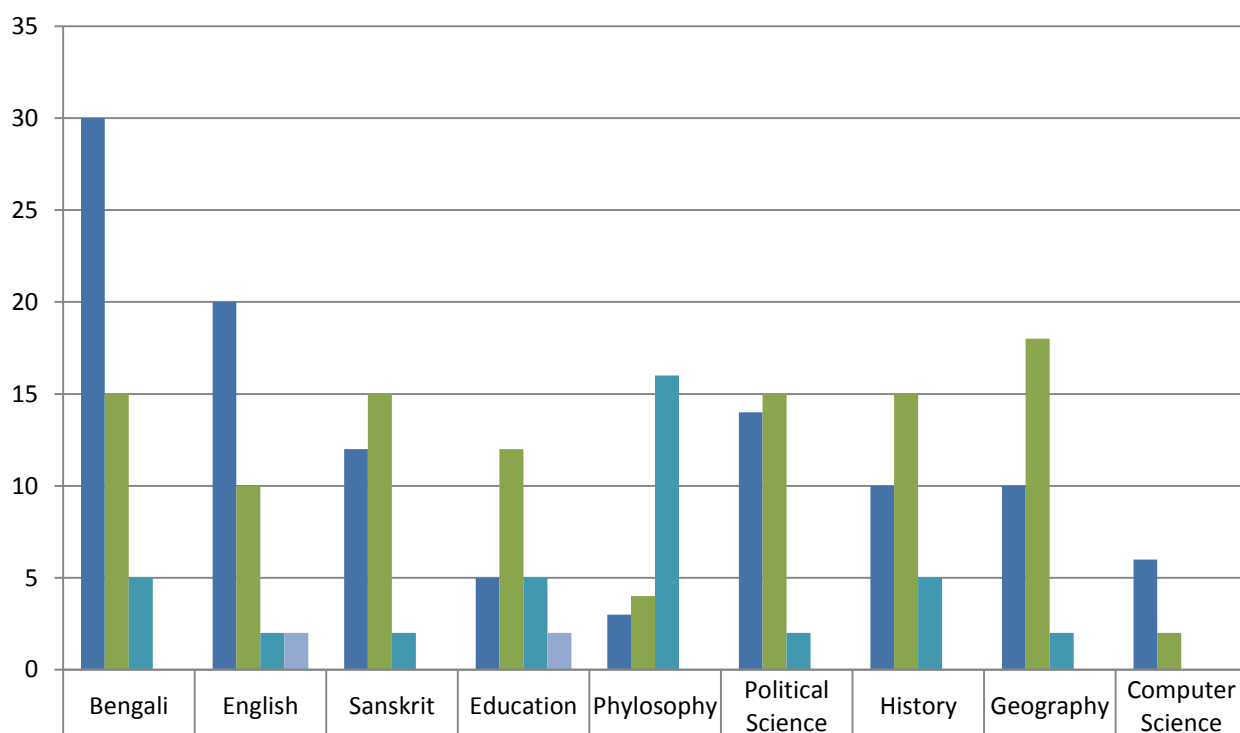
Total Sample Size	Excellent		Good		Satisfactory		Poor	
	Value	Percentage	Value	Percentage	Value	Percentage	Value	Percentage
259	110	42.5%	106	41%	39	15%	4	2%

Locational Advantage And Connectivity



➤ The chart shows that **42%** of the students find the locational advantage of the college as excellent **41%** find it as good.

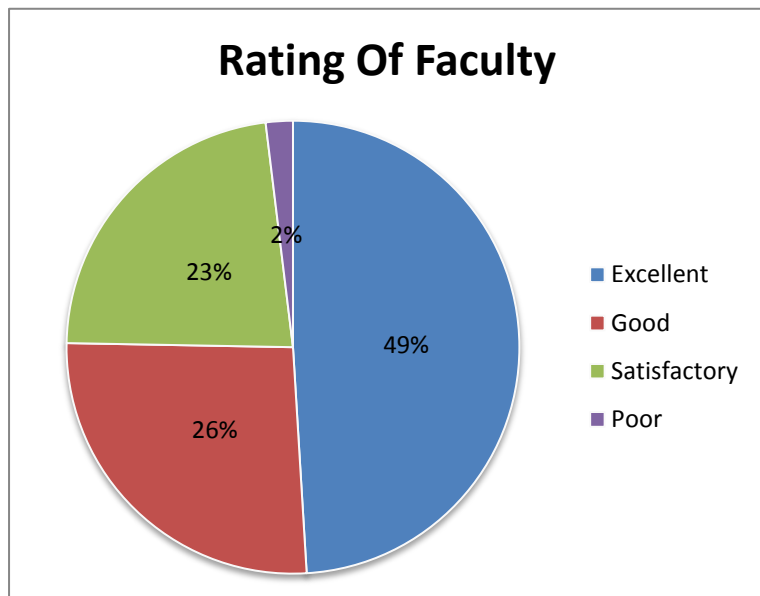
■ Excellent Value ■ Good Value ■ Satisfactory Value ■ Poor Value



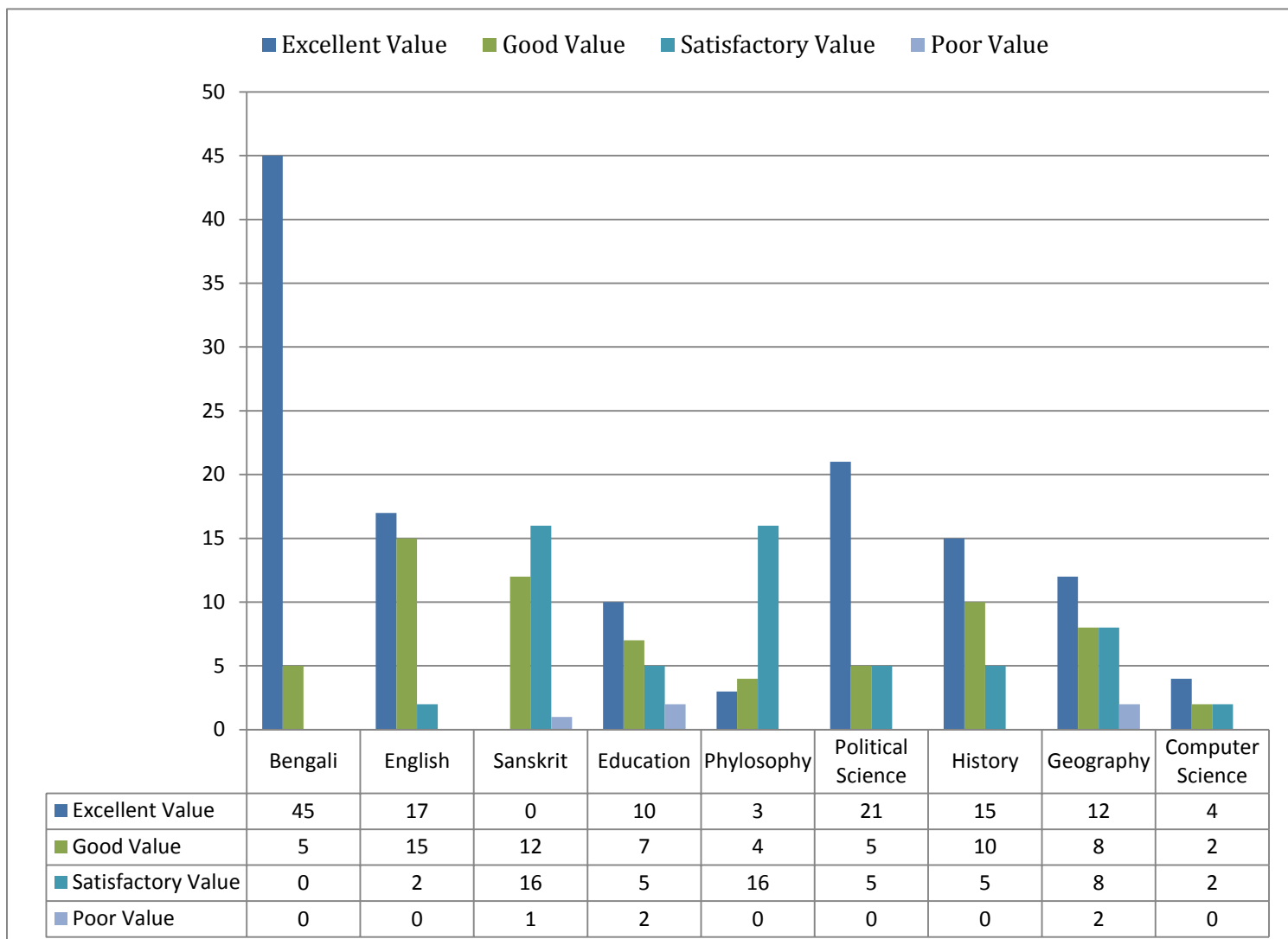
	Bengali	English	Sanskrit	Education	Phylosophy	Political Science	History	Geography	Computer Science
■ Excellent Value	30	20	12	5	3	14	10	10	6
■ Good Value	15	10	15	12	4	15	15	18	2
■ Satisfactory Value	5	2	2	5	16	2	5	2	0
■ Poor Value	0	2	0	2	0	0	0	0	0

Q 2. How do you rate the teaching faculty of your college?

Total Sample Size	Excellent		Good		Satisfactory		Poor	
	Value	Percentage	Value	Percentage	Value	Percentage	Value	Percentage
259	127	49%	68	26%	59	23%	5	2%

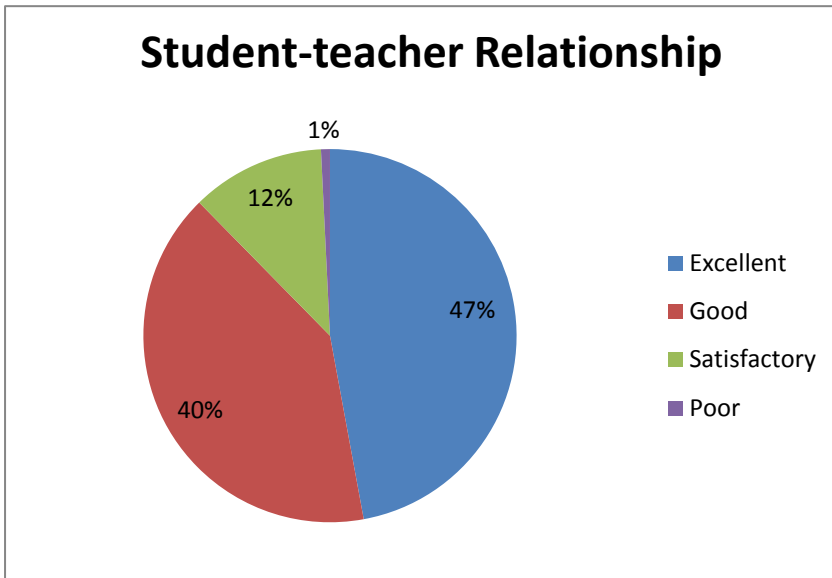


➤ Most of the students rate their faculty as good (26%) and excellent (49%). Only 23% students rate their teacher as satisfactory.

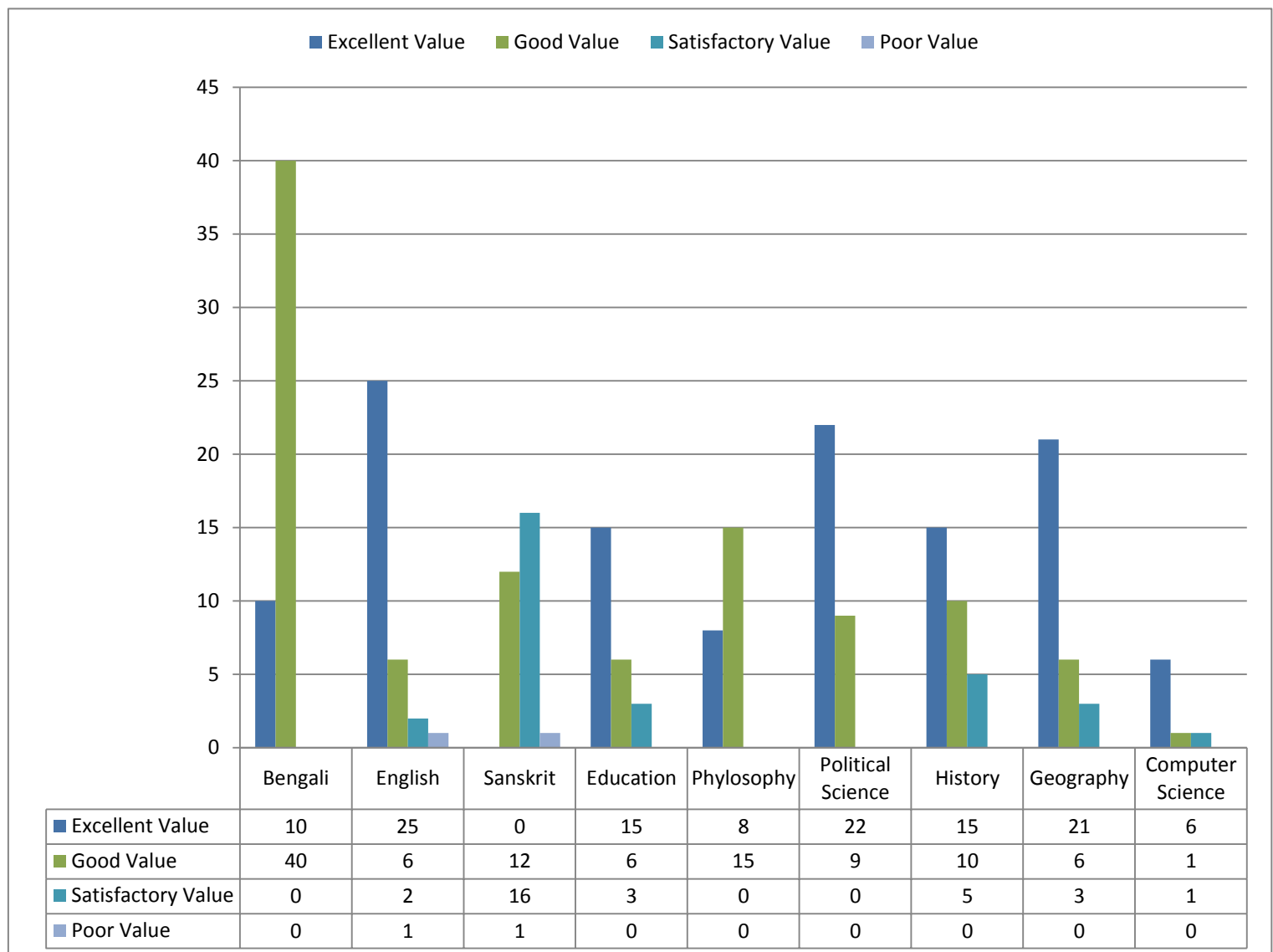


Q3. How do you rate the student-teacher relationship of the college?

Total Sample Size	Excellent		Good		Satisfactory		Poor	
	Value	Percentage	Value	Percentage	Value	Percentage	Value	Percentage
259	122	47%	105	40%	30	12%	2	1%

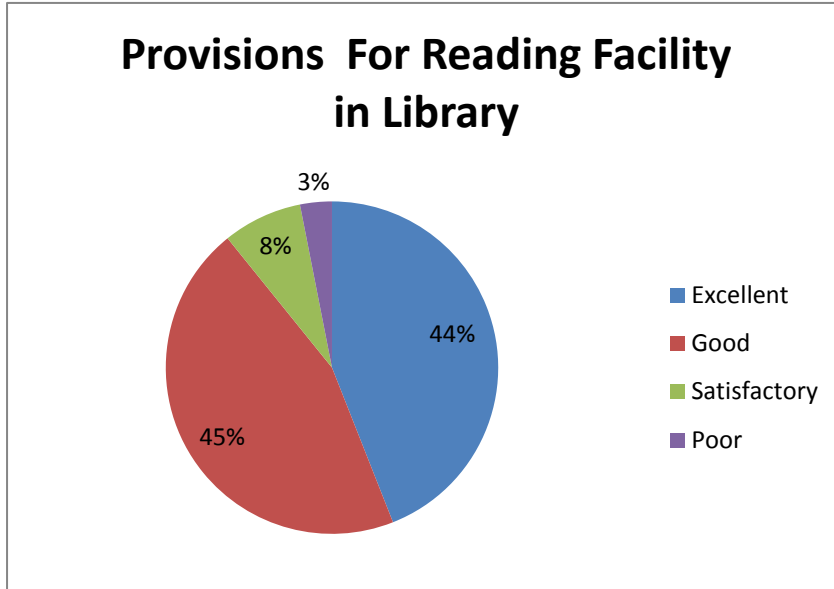


➤ Most of the students (**47%**) found that their relationships with their teachers are excellent. Only **1%** students feel it is poor.

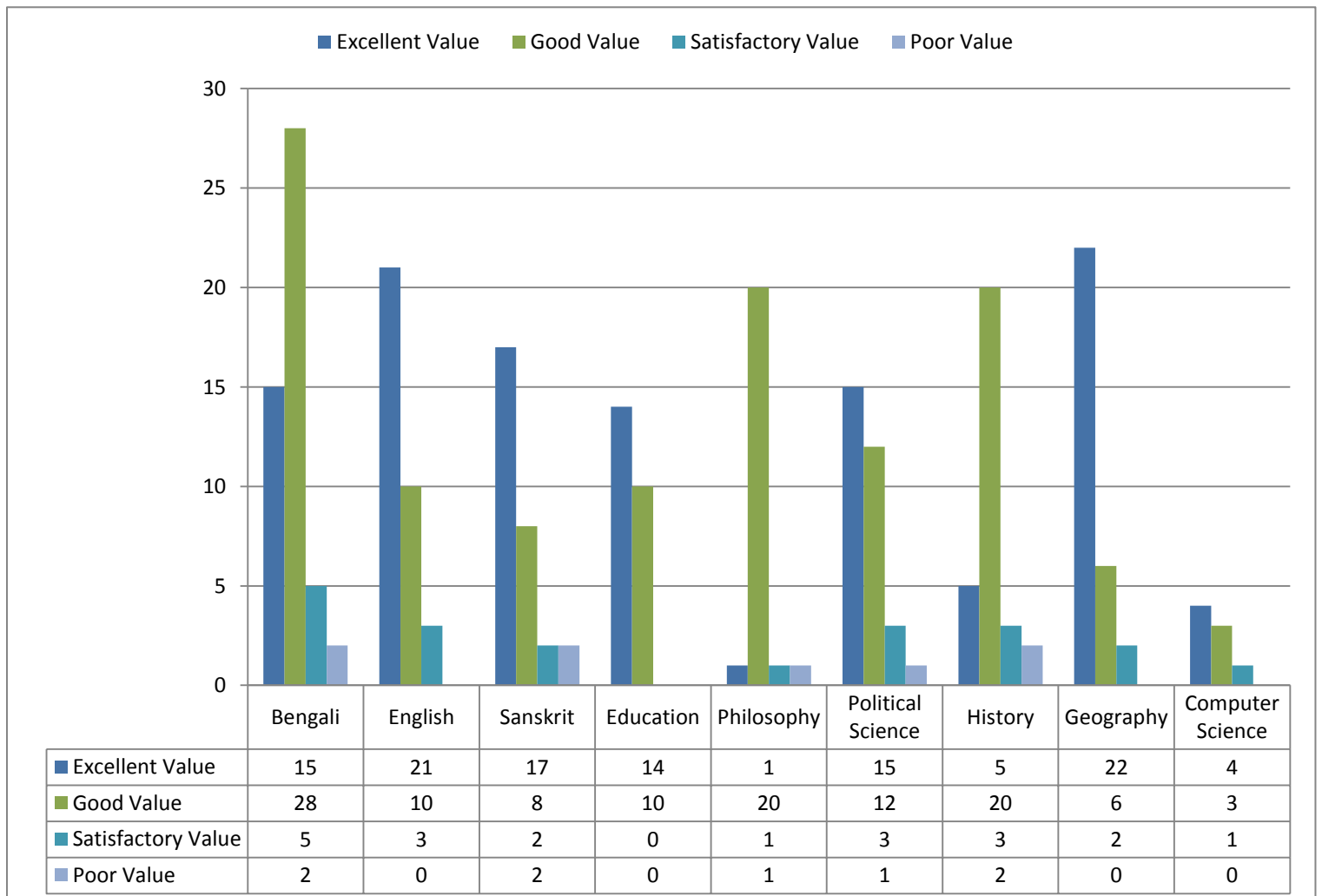


Q4(a). How do you rate the library facility of this college and its existing provisions in terms of Reading Facility?

Total Sample Size	Excellent		Good		Satisfactory		Poor	
	Value	Percentage	Value	Percentage	Value	Percentage	Value	Percentage
259	114	44%	117	45%	20	8%	8	3%

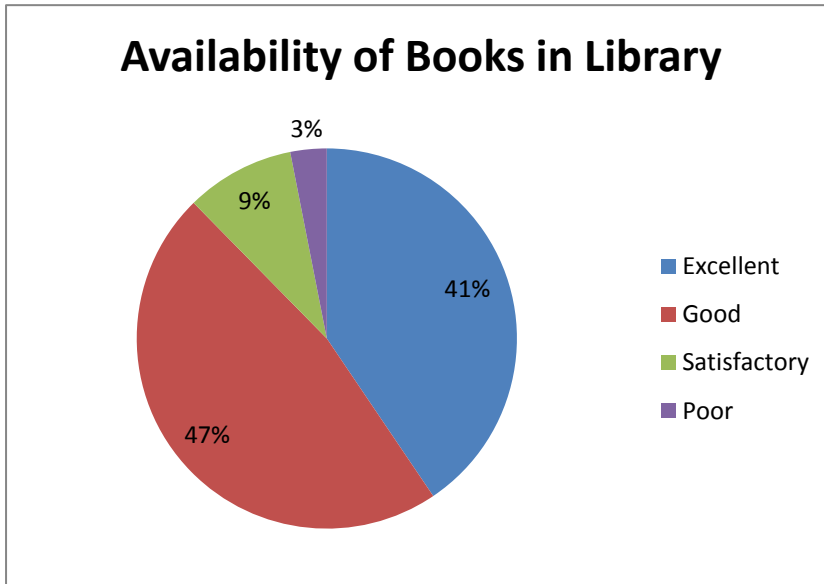


➤ 45% of the students feel that the reading facility in the college library is good, while 44% feel it is excellent.

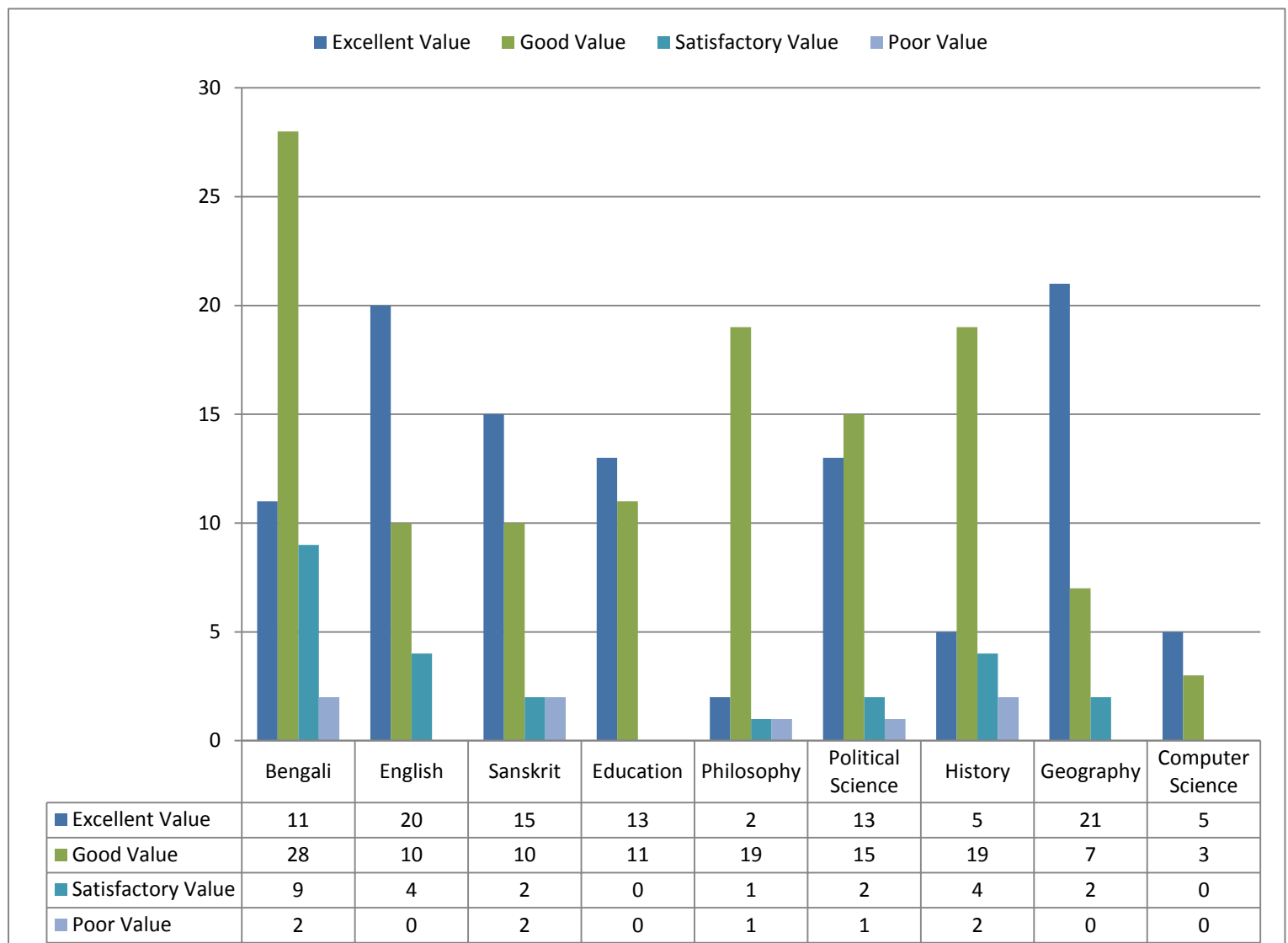


Q4(b). How do you rate the library facility of this college and its existing provisions in terms of Availability of Books?

Total Sample Size	Excellent		Good		Satisfactory		Poor	
	Value	Percentage	Value	Percentage	Value	Percentage	Value	Percentage
259	105	41%	122	47%	24	9%	8	3%

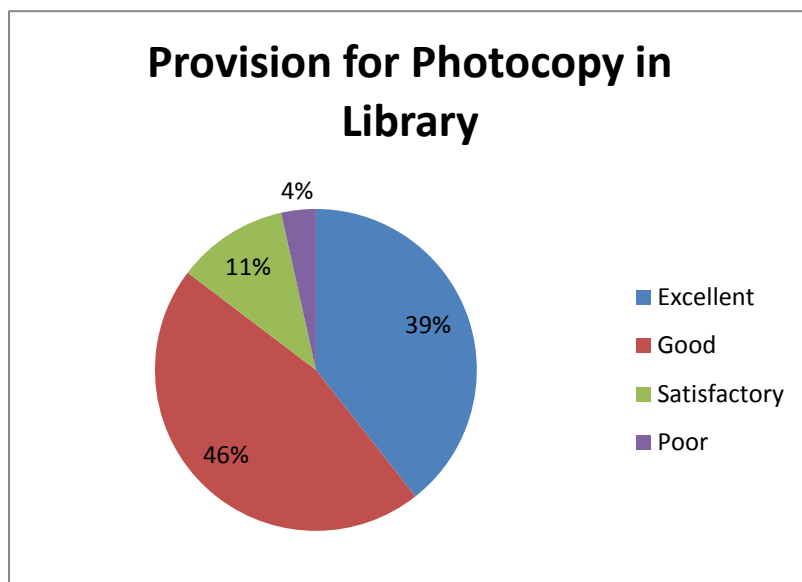


➤ Students found that books in college library generally available to them. So **47%** of the students rated it as good, while **41%** rated it as excellent.

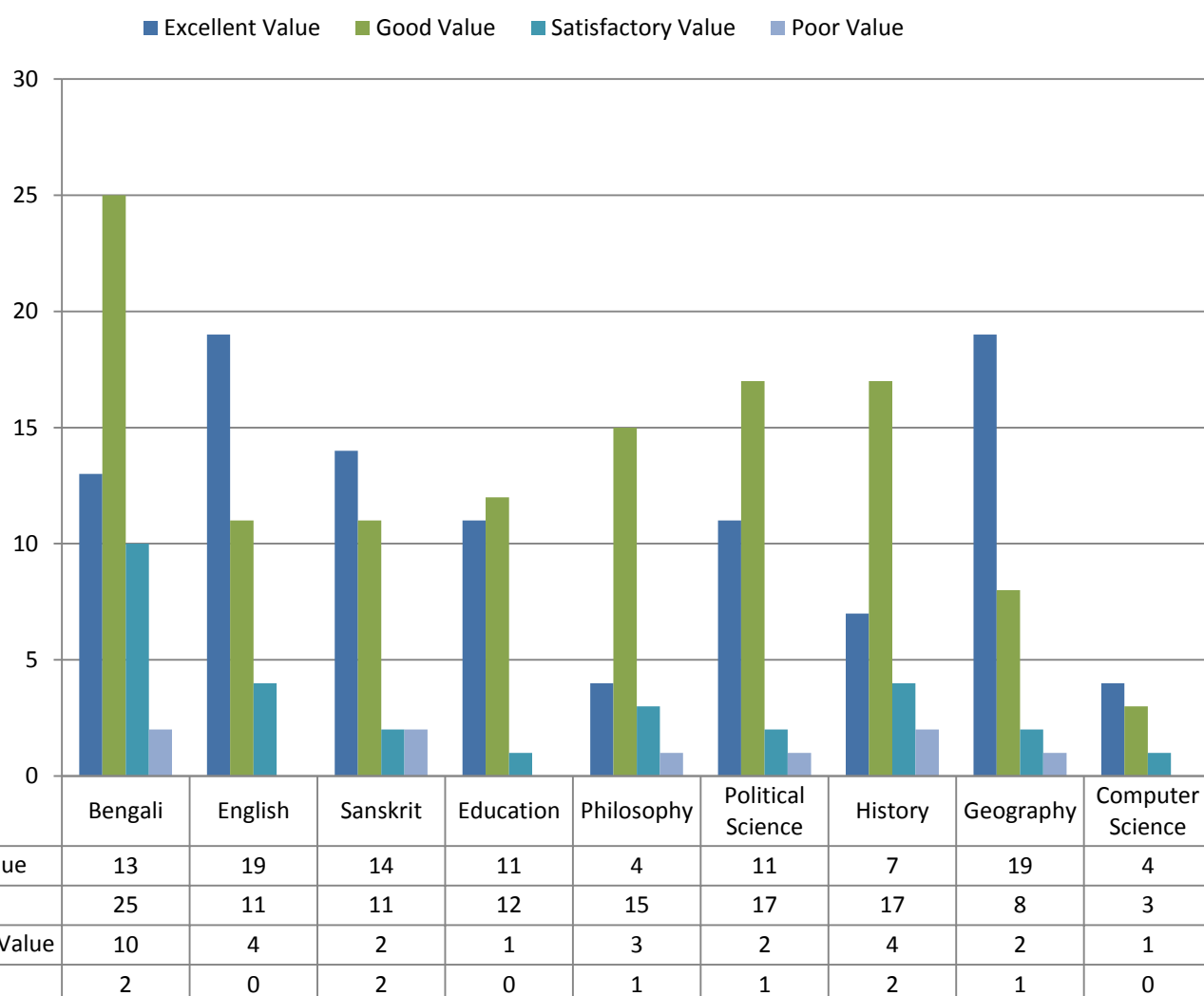


Q4(c). How do you rate the library facility of this college and its existing provisions in terms of Photocopying facility?

Total Sample Size	Excellent		Good		Satisfactory		Poor	
	Value	Percentage	Value	Percentage	Value	Percentage	Value	Percentage
259	102	39%	119	46%	29	11%	9	3%

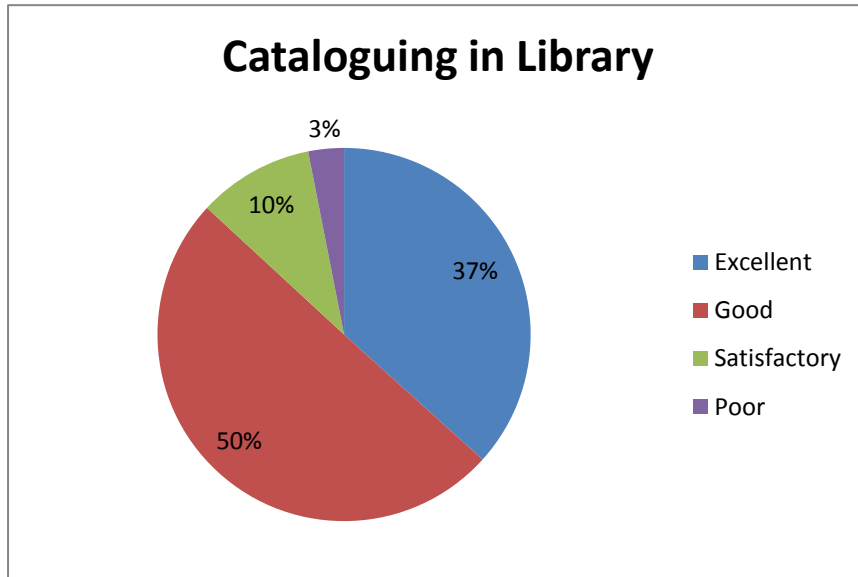


➤ Students expressed a mixed remarks regarding photocopy facility.

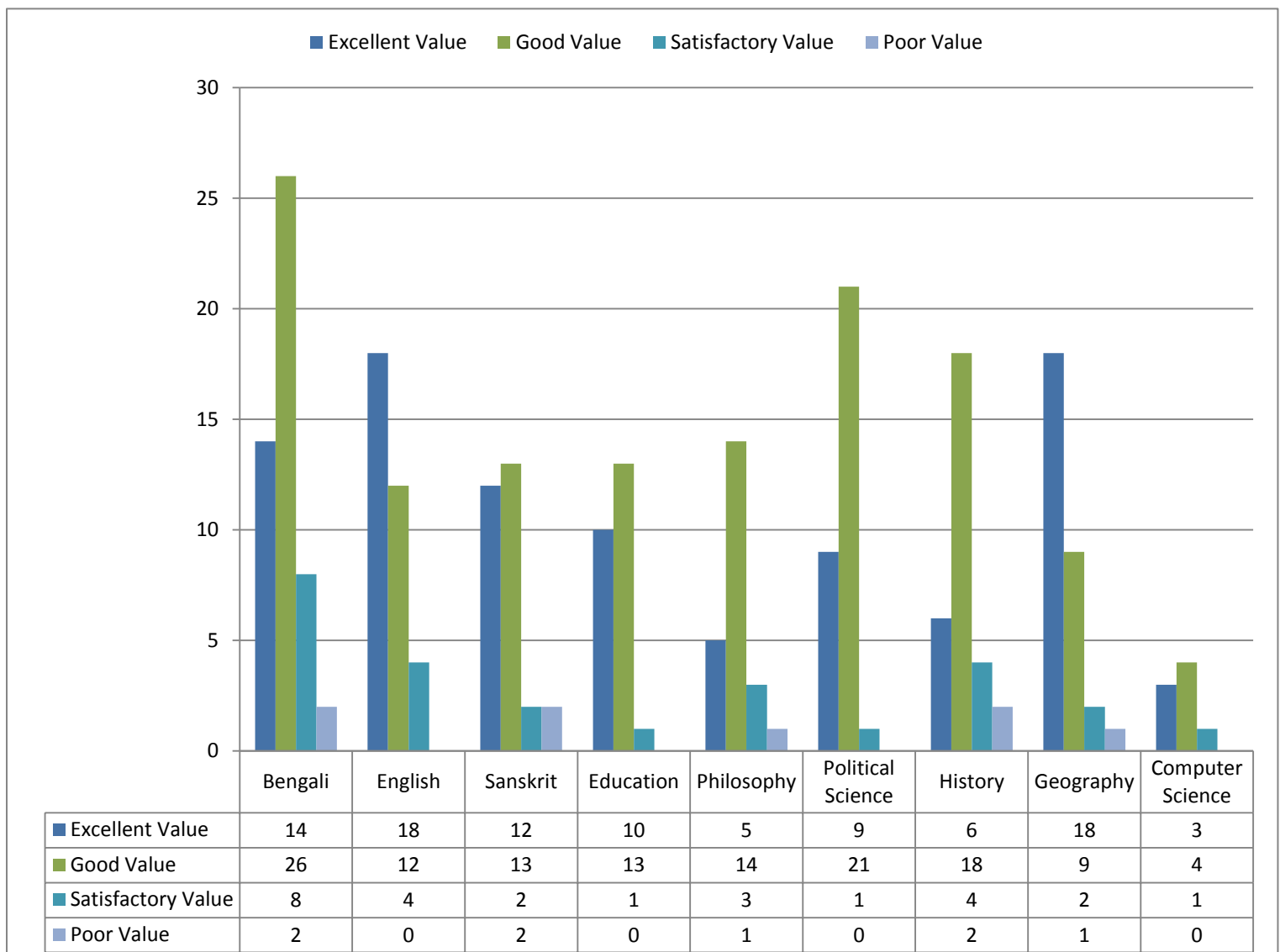


Q4(d). How do you rate the library facility of this college and its existing provisions in terms of Cataloguing?

Total Sample Size	Excellent		Good		Satisfactory		Poor	
	Value	Percentage	Value	Percentage	Value	Percentage	Value	Percentage
259	95	37%	130	50%	26	10%	8	3%

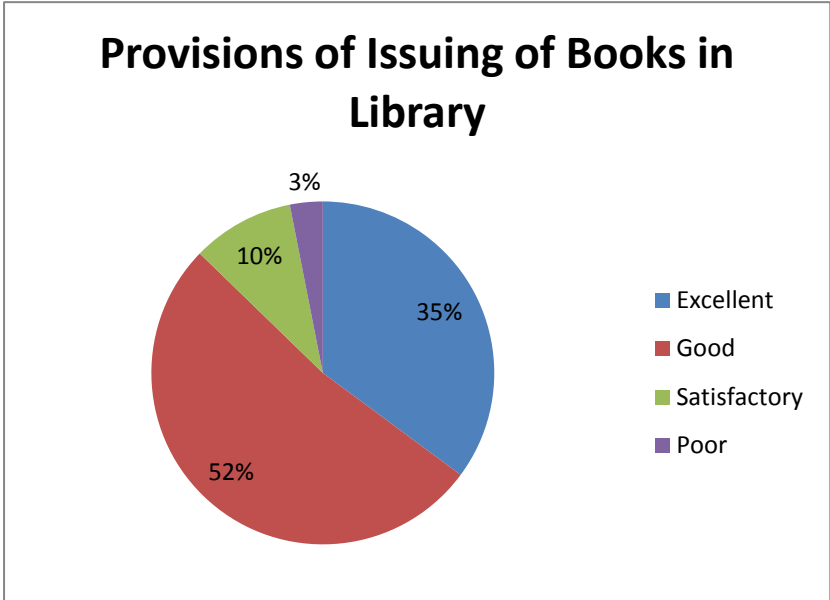


➤ 50% of students feel Cataloguing facility is good enough though 13% of them found it not up to mark.

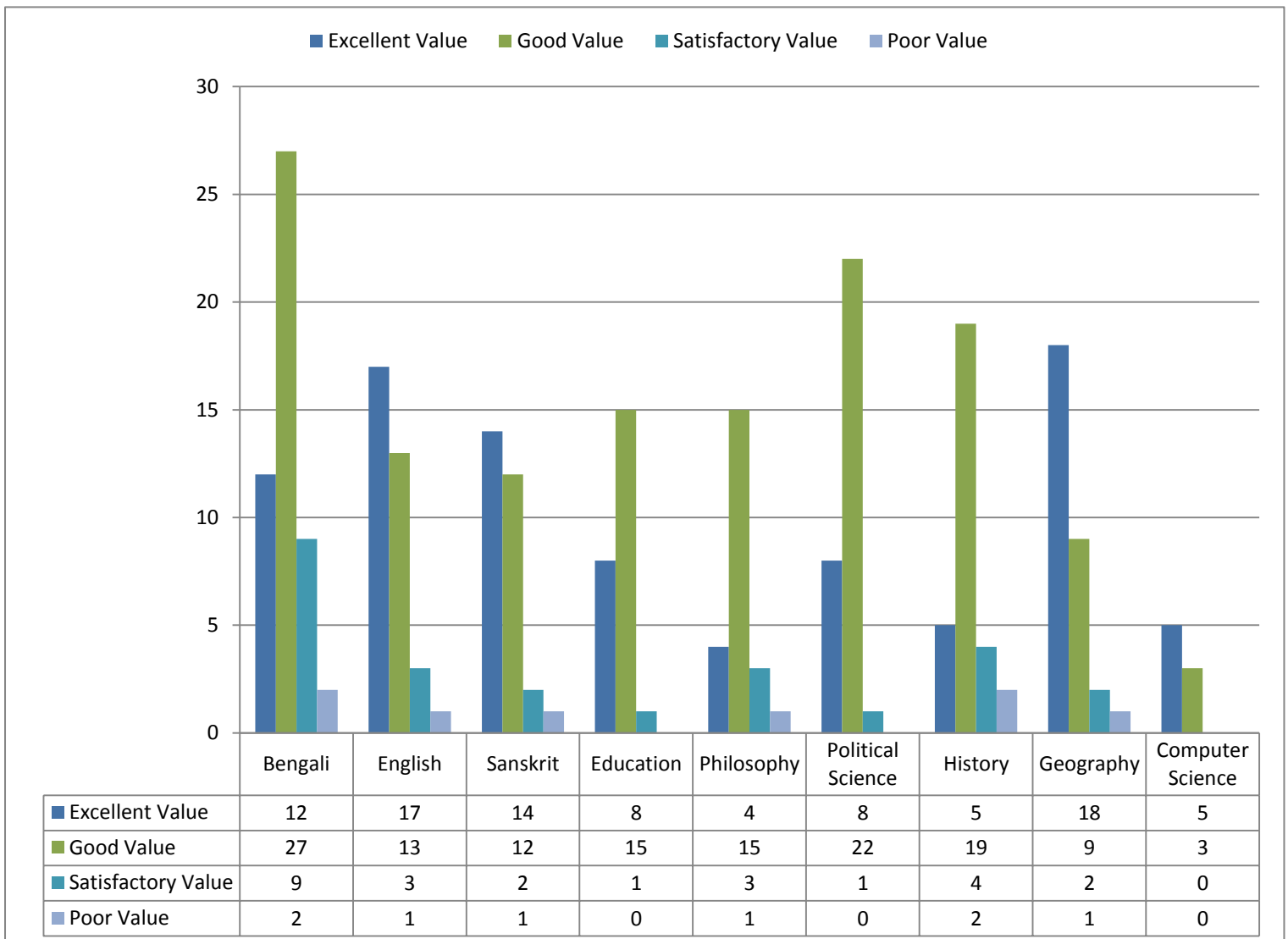


Q4(e). How do you rate the library facility of this college and its existing provisions in terms of Issuing of Books?

Total Sample Size	Excellent		Good		Satisfactory		Poor	
	Value	Percentage	Value	Percentage	Value	Percentage	Value	Percentage
259	91	35%	135	52%	25	10%	8	3%

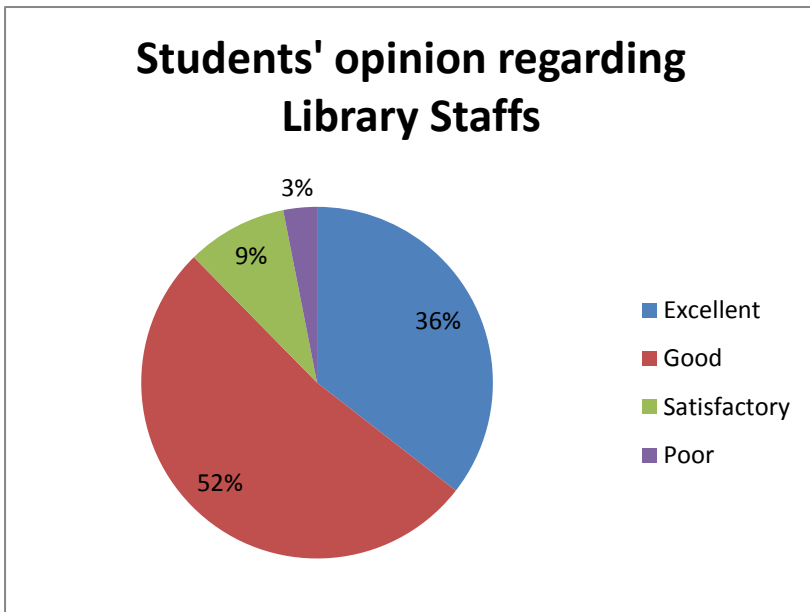


➤ 35% of students feel that the provisions of Issuing of Books in Library is excellent. Another 52% of students feel the facility is good for their requirement.

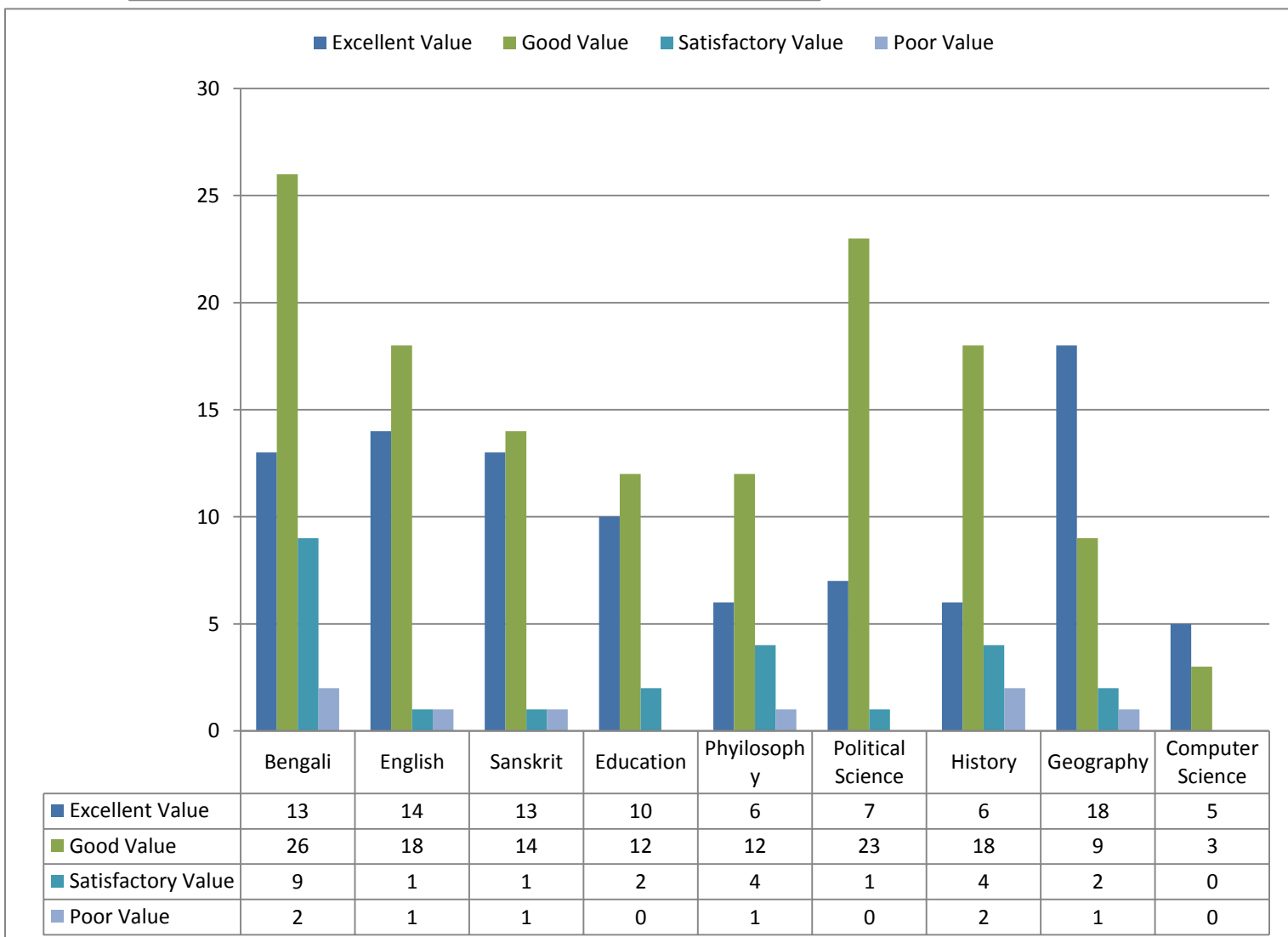


Q5. How encouraging is the library staff in allowing students to avail the facility?

Total Sample Size	Excellent		Good		Satisfactory		Poor	
	Value	Percentage	Value	Percentage	Value	Percentage	Value	Percentage
259	92	36%	135	52%	24	9%	8	3%

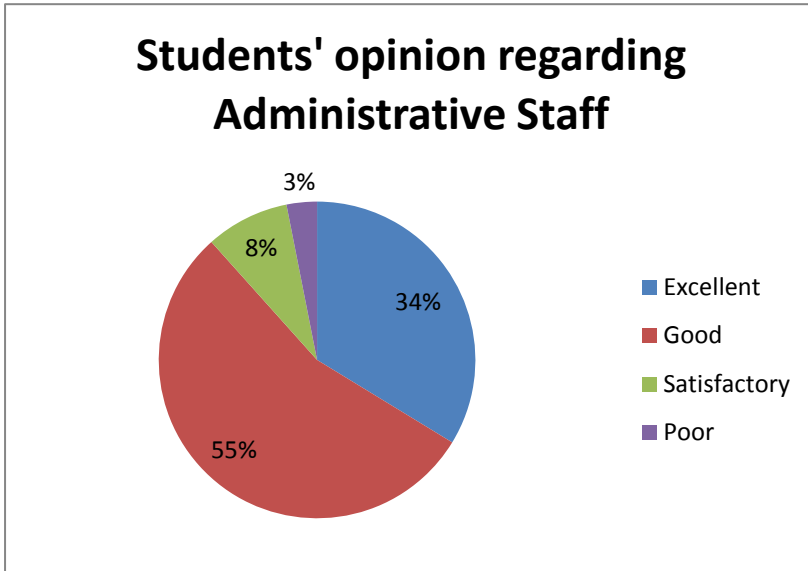


➤ Most of the students (52%) expressed that the library staffs are cordial and encouraging to avail the facilities of reading and lending books.

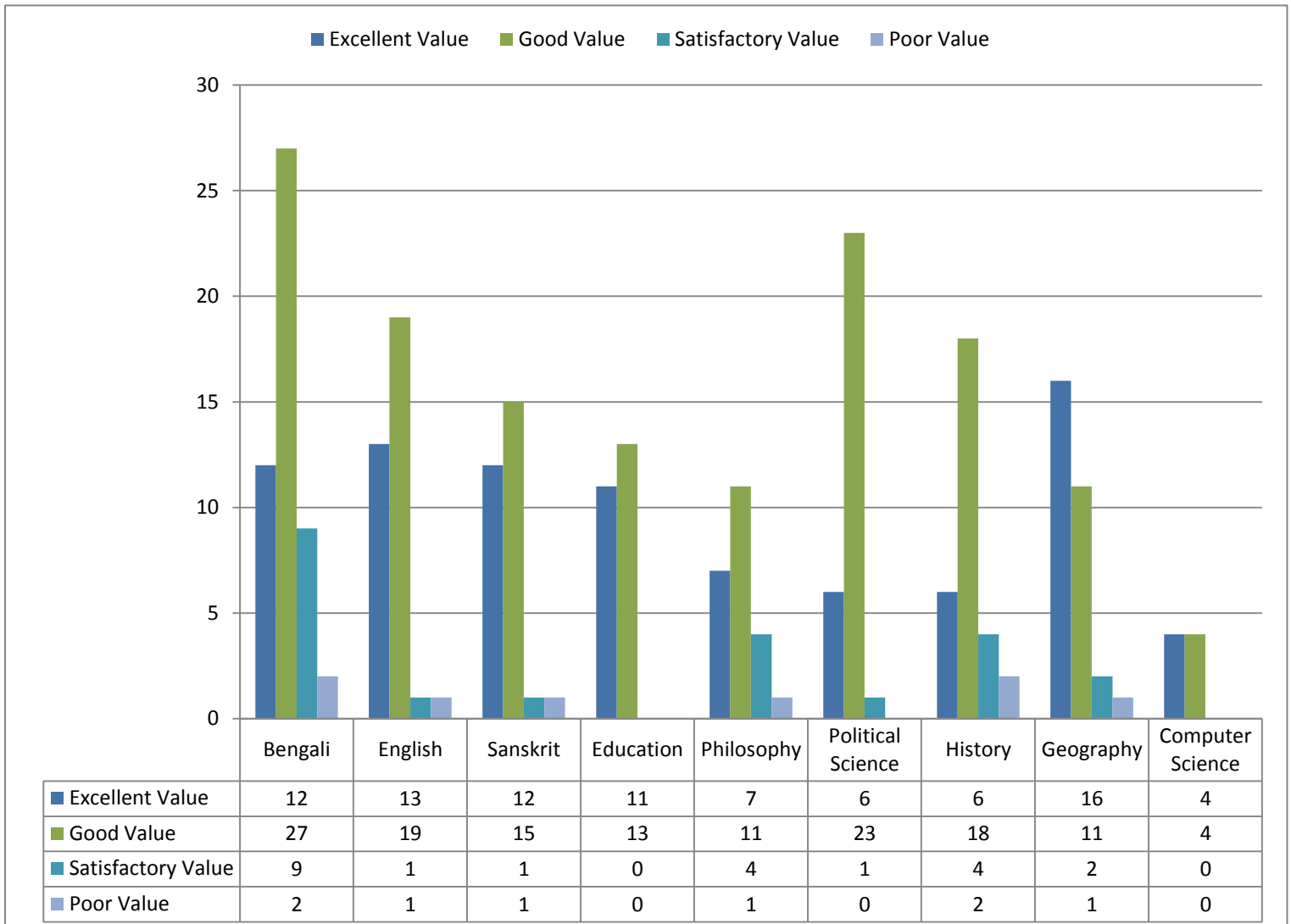


Q6. How do you rate the administrative staff of this institution in terms of their helpfulness ?

Total Sample Size	Excellent		Good		Satisfactory		Poor	
	Value	Percentage	Value	Percentage	Value	Percentage	Value	Percentage
259	87	34%	141	55%	22	8%	8	3%



➤ 34% of students are happy with the college administrative staff and they rate them as excellent, while 55% find them as good.

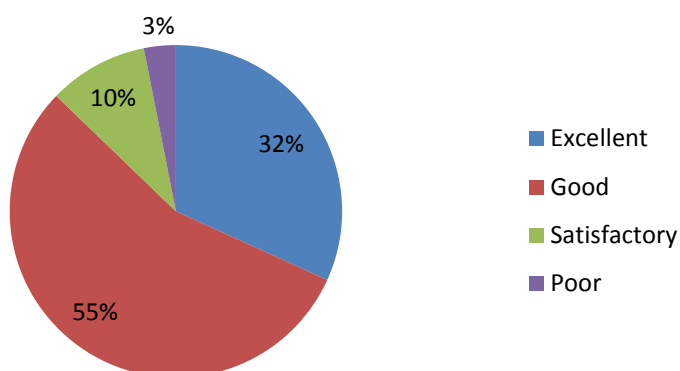


Q 7. How do you rate the following facilities available in your college.

(a) Health care / clinical.

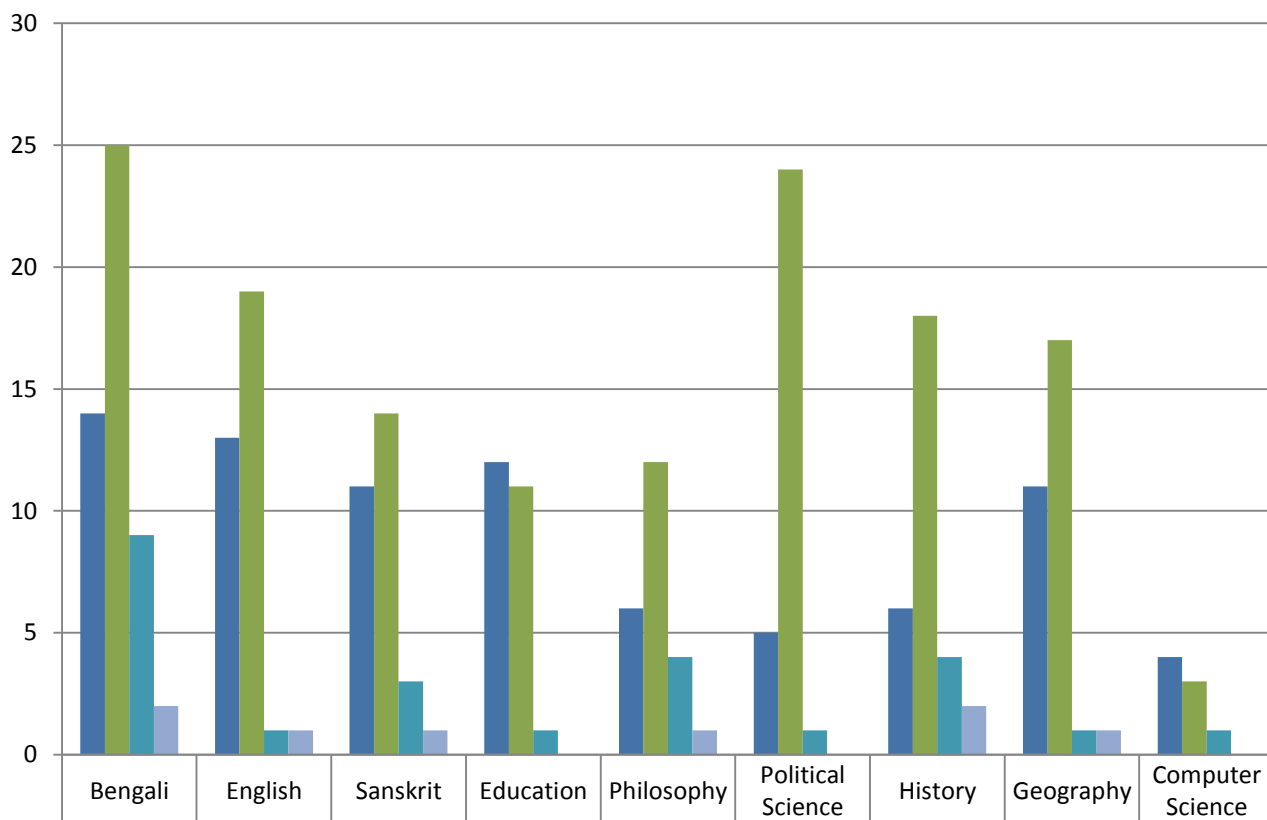
Total Sample Size	Excellent		Good		Satisfactory		Poor	
	Value	Percentage	Value	Percentage	Value	Percentage	Value	Percentage
259	82	32%	143	55%	25	10%	8	3%

Health care / Clinical Facilities in the College



➤ Students feel college provides a good facility of health care to them. **87%** of students expressed that the facilities are either excellent or good.

■ Excellent Value ■ Good Value ■ Satisfactory Value ■ Poor Value



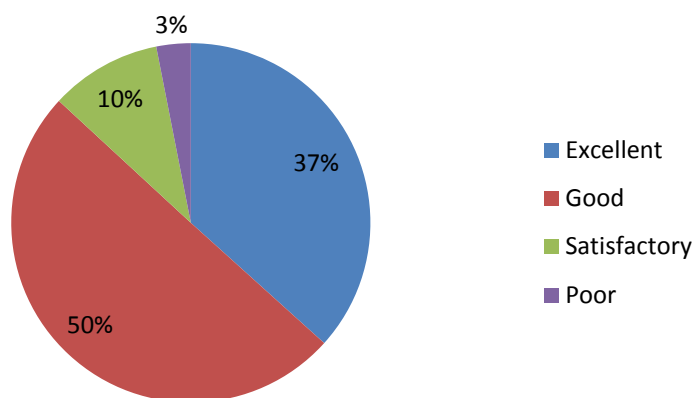
	Bengali	English	Sanskrit	Education	Philosophy	Political Science	History	Geography	Computer Science
■ Excellent Value	14	13	11	12	6	5	6	11	4
■ Good Value	25	19	14	11	12	24	18	17	3
■ Satisfactory Value	9	1	3	1	4	1	4	1	1
■ Poor Value	2	1	1	0	1	0	2	1	0

Q7. How do you rate the following facilities available in your college.

(b) Sanitation.

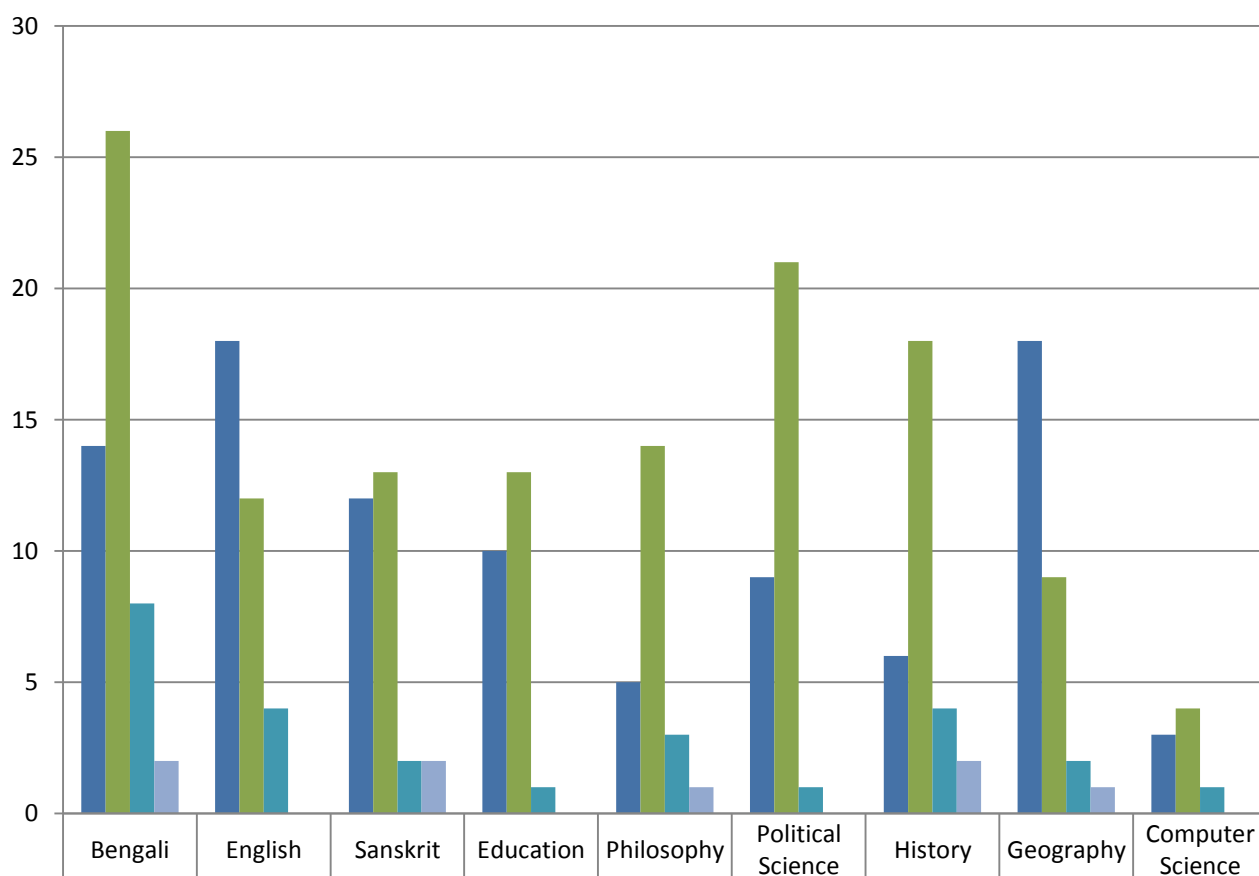
Total Sample Size	Excellent		Good		Satisfactory		Poor	
	Value	Percentage	Value	Percentage	Value	Percentage	Value	Percentage
259	95	37%	130	50%	26	10%	8	3%

Sanitation Facility in the College



➤ According to the students the sanitation facility in college up to their requirement. Most of the students **(93%)** feel that it is either excellent, good or satisfactory.

■ Excellent Value ■ Good Value ■ Satisfactory Value ■ Poor Value



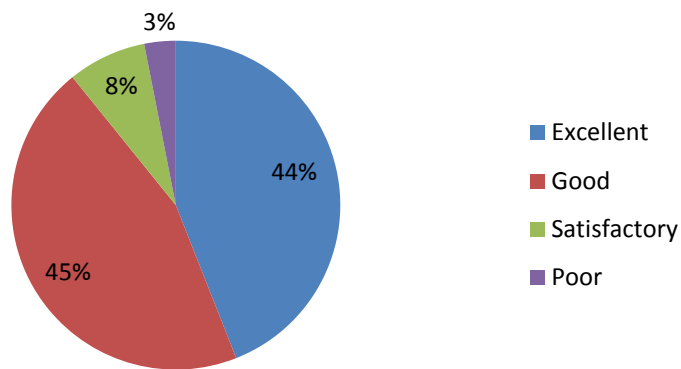
	Bengali	English	Sanskrit	Education	Philosophy	Political Science	History	Geography	Computer Science
■ Excellent Value	14	18	12	10	5	9	6	18	3
■ Good Value	26	12	13	13	14	21	18	9	4
■ Satisfactory Value	8	4	2	1	3	1	4	2	1
■ Poor Value	2	0	2	0	1	0	2	1	0

Q7. How do you rate the following facilities available in your college.

(c) Drinking Water.

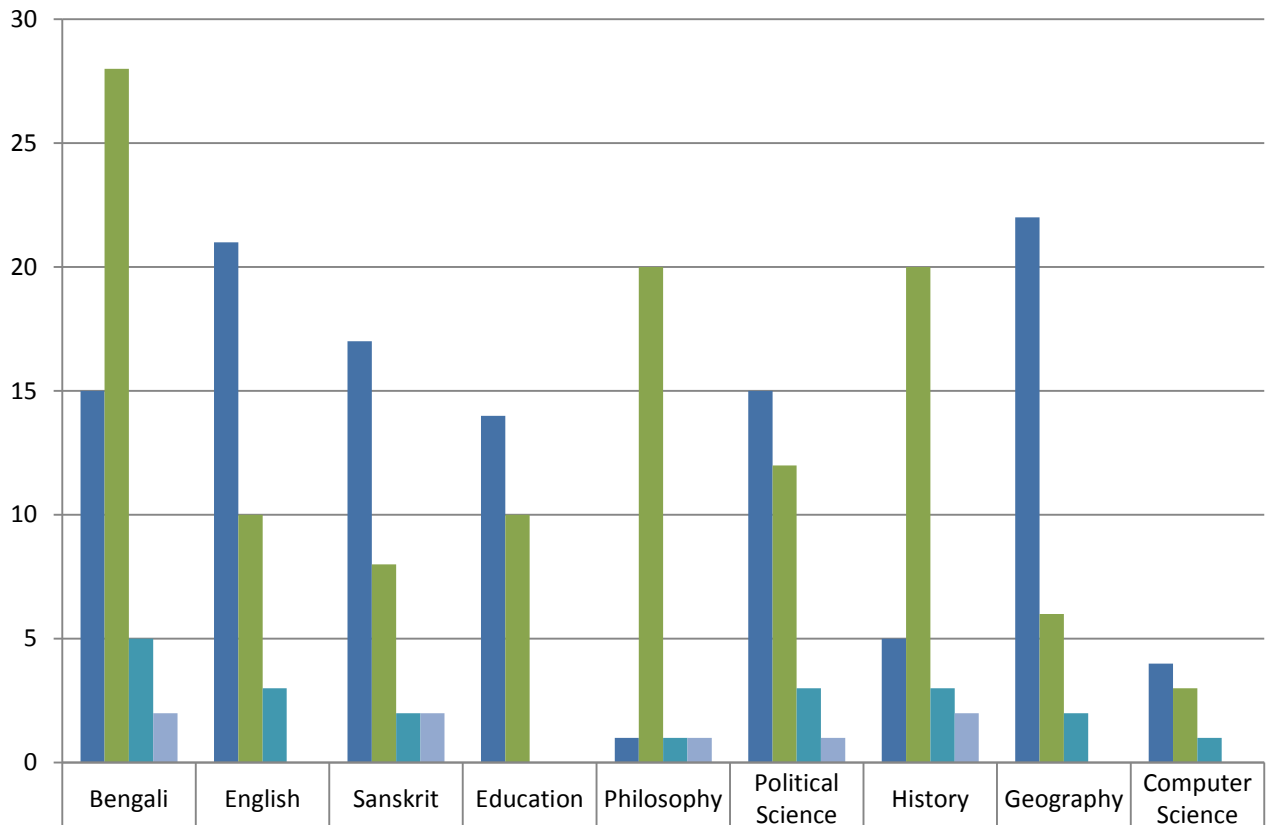
Total Sample Size	Excellent		Good		Satisfactory		Poor	
	Value	Percentage	Value	Percentage	Value	Percentage	Value	Percentage
259	114	44%	117	45%	20	8%	8	3%

Facility of Drinking Water in College



➤ 44% of the students expressed their satisfaction for the drinking water facility in college and they rated it as excellent.

■ Excellent Value ■ Good Value ■ Satisfactory Value ■ Poor Value



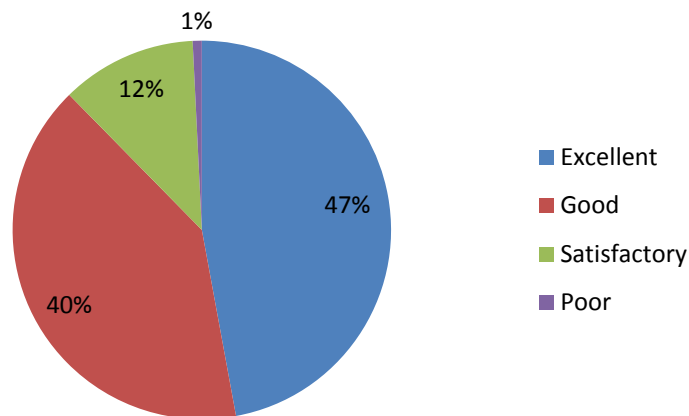
	Bengali	English	Sanskrit	Education	Philosophy	Political Science	History	Geography	Computer Science
■ Excellent Value	15	21	17	14	1	15	5	22	4
■ Good Value	28	10	8	10	20	12	20	6	3
■ Satisfactory Value	5	3	2	0	1	3	3	2	1
■ Poor Value	2	0	2	0	1	1	2	0	0

Q7. How do you rate the following facilities available in your college.

(d) Canteen.

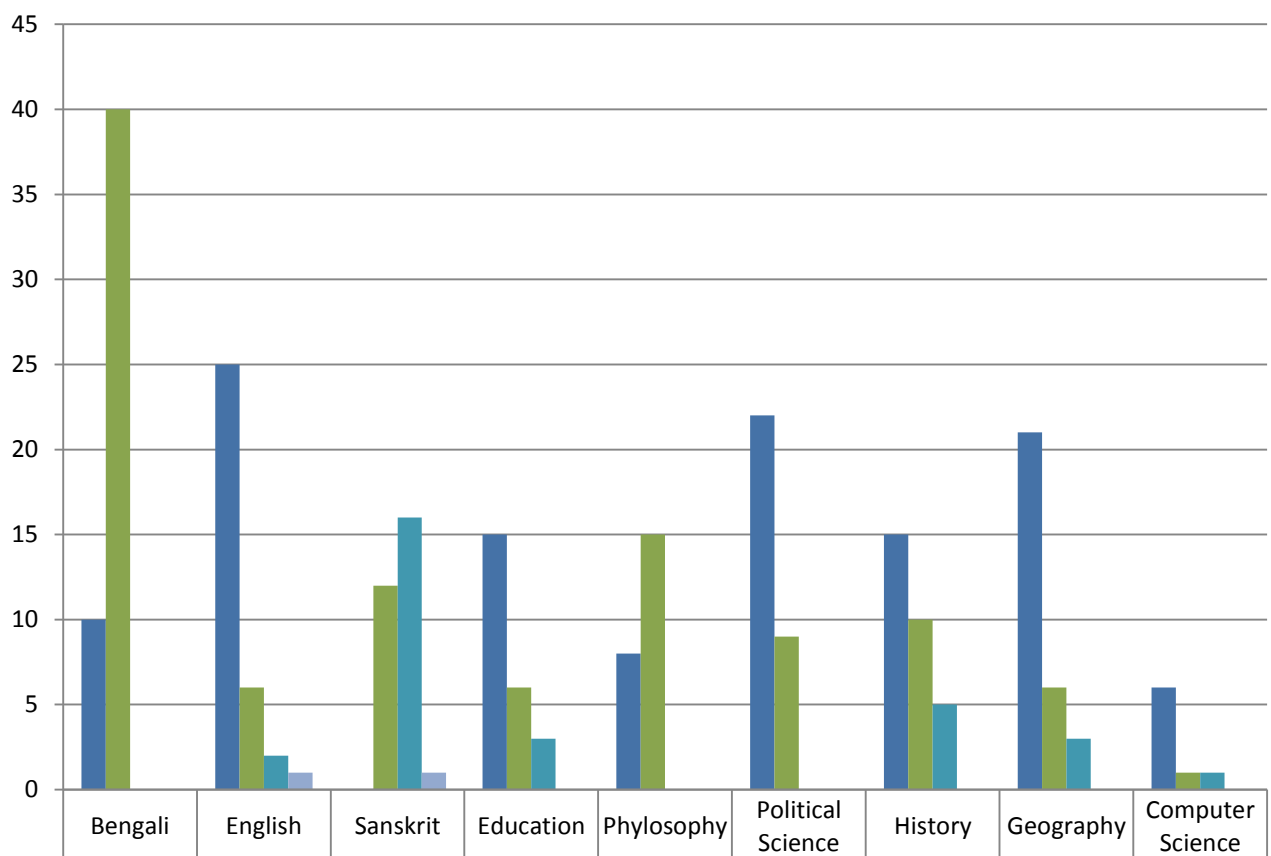
Total Sample Size	Excellent		Good		Satisfactory		Poor	
	Value	Percentage	Value	Percentage	Value	Percentage	Value	Percentage
259	122	47%	105	40%	30	12%	2	1%

Facility of Canteen in College



➤ College canteen provides good and healthy food for the students and **40%** students rate is as good.

■ Excellent Value ■ Good Value ■ Satisfactory Value ■ Poor Value



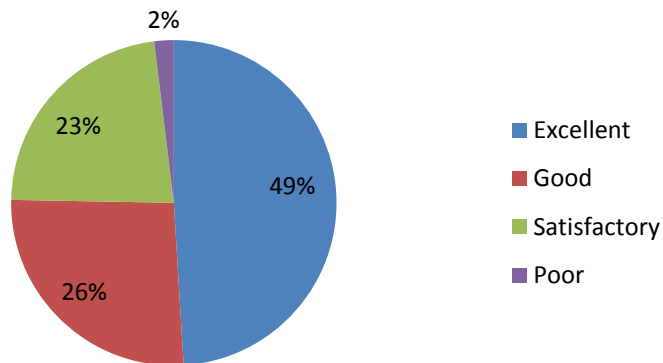
	Bengali	English	Sanskrit	Education	Phylosophy	Political Science	History	Geography	Computer Science
■ Excellent Value	10	25	0	15	8	22	15	21	6
■ Good Value	40	6	12	6	15	9	10	6	1
■ Satisfactory Value	0	2	16	3	0	0	5	3	1
■ Poor Value	0	1	1	0	0	0	0	0	0

Q7. How do you rate the following facilities available in your college.

(e) Sports / Ground.

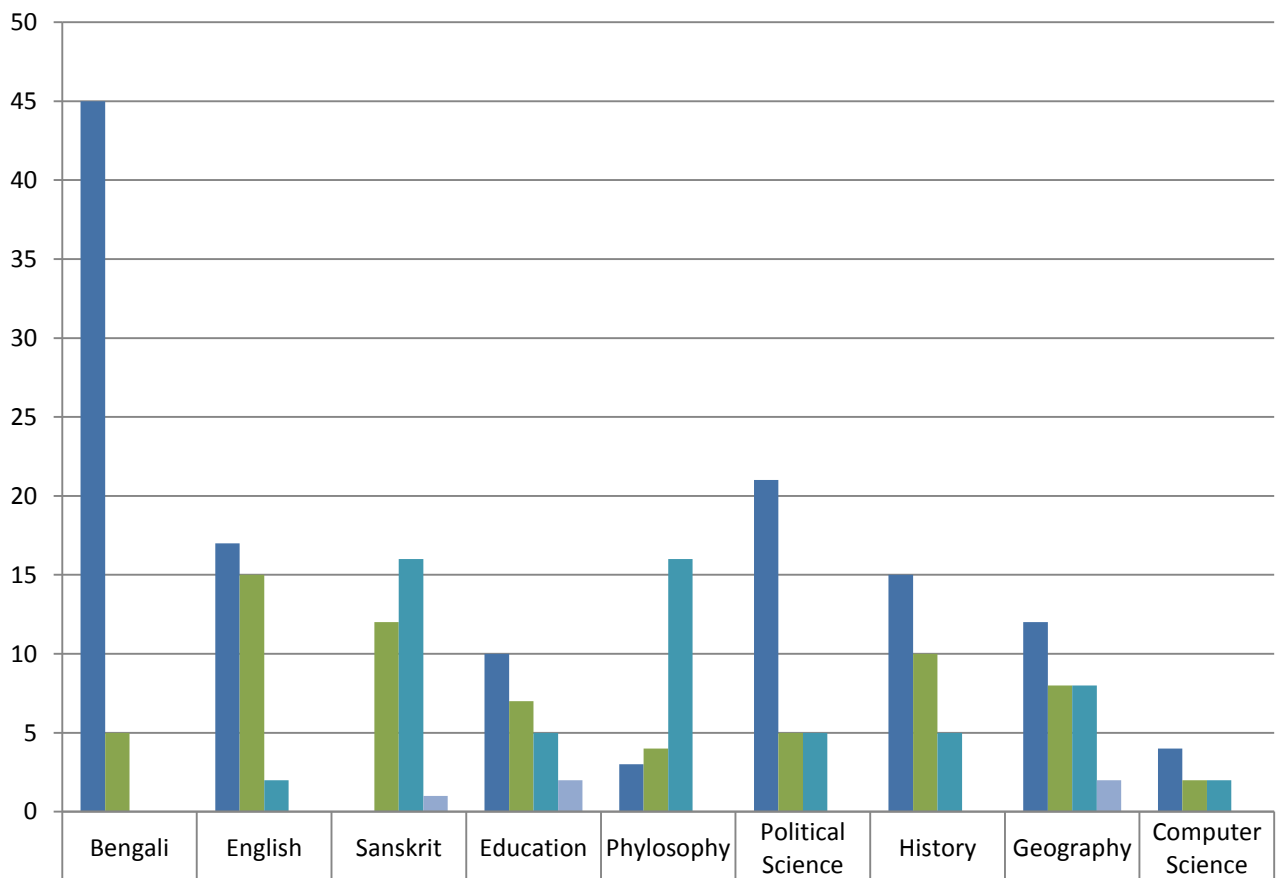
Total Sample Size	Excellent		Good		Satisfactory		Poor	
	Value	Percentage	Value	Percentage	Value	Percentage	Value	Percentage
259	127	49%	68	26%	59	23%	5	2%

Facility of Sports / Ground in College



➤ The college has a spacious play ground where students can play or roam around. So, **49%** of the students feel it good or satisfactory.

■ Excellent Value ■ Good Value ■ Satisfactory Value ■ Poor Value

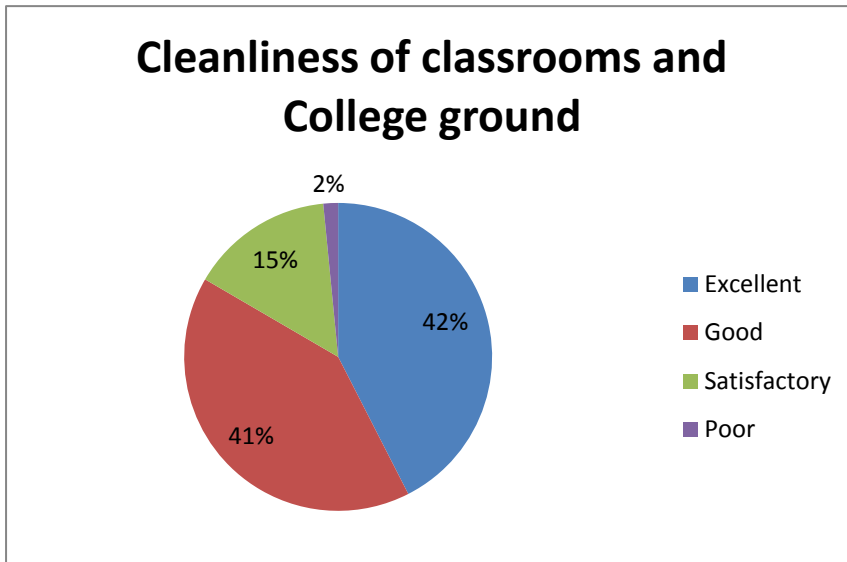


■ Excellent Value	45	17	0	10	3	21	15	12	4
■ Good Value	5	15	12	7	4	5	10	8	2
■ Satisfactory Value	0	2	16	5	16	5	5	8	2
■ Poor Value	0	0	1	2	0	0	0	2	0

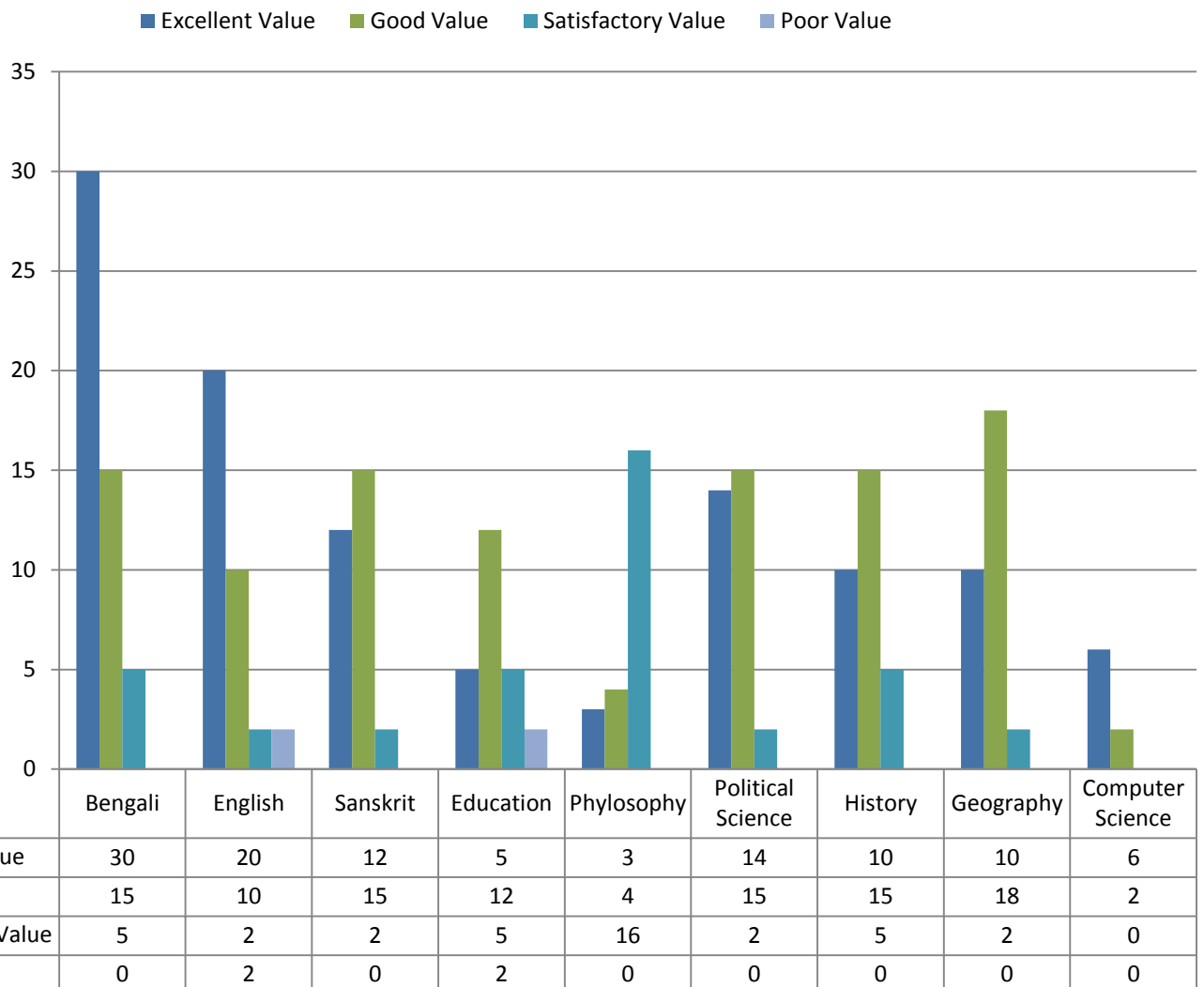
Q7. How do you rate the following facilities available in your college.

(f) Cleanliness of classrooms and college ground.

Total Sample Size	Excellent		Good		Satisfactory		Poor	
	Value	Percentage	Value	Percentage	Value	Percentage	Value	Percentage
259	110	42.5%	106	41%	39	15%	4	2%

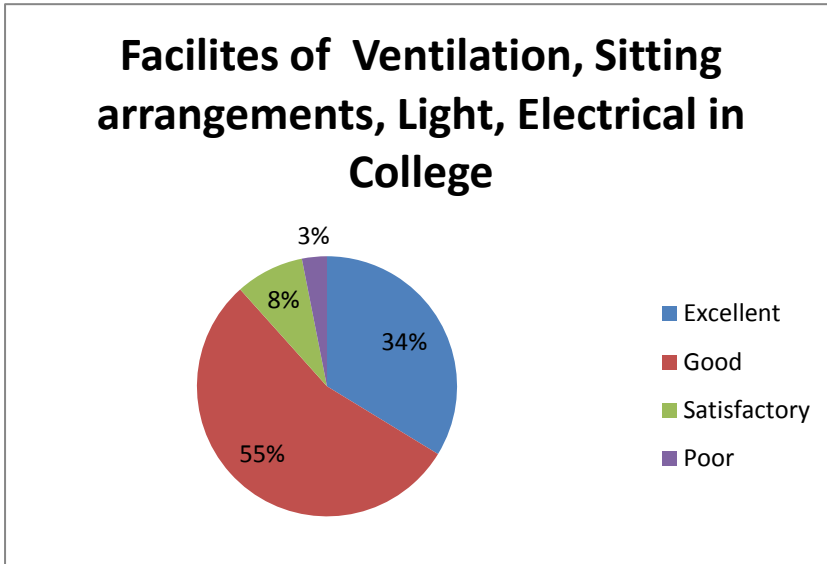


➤ **42%** of students found the college classrooms and playground are very much neat and clean.

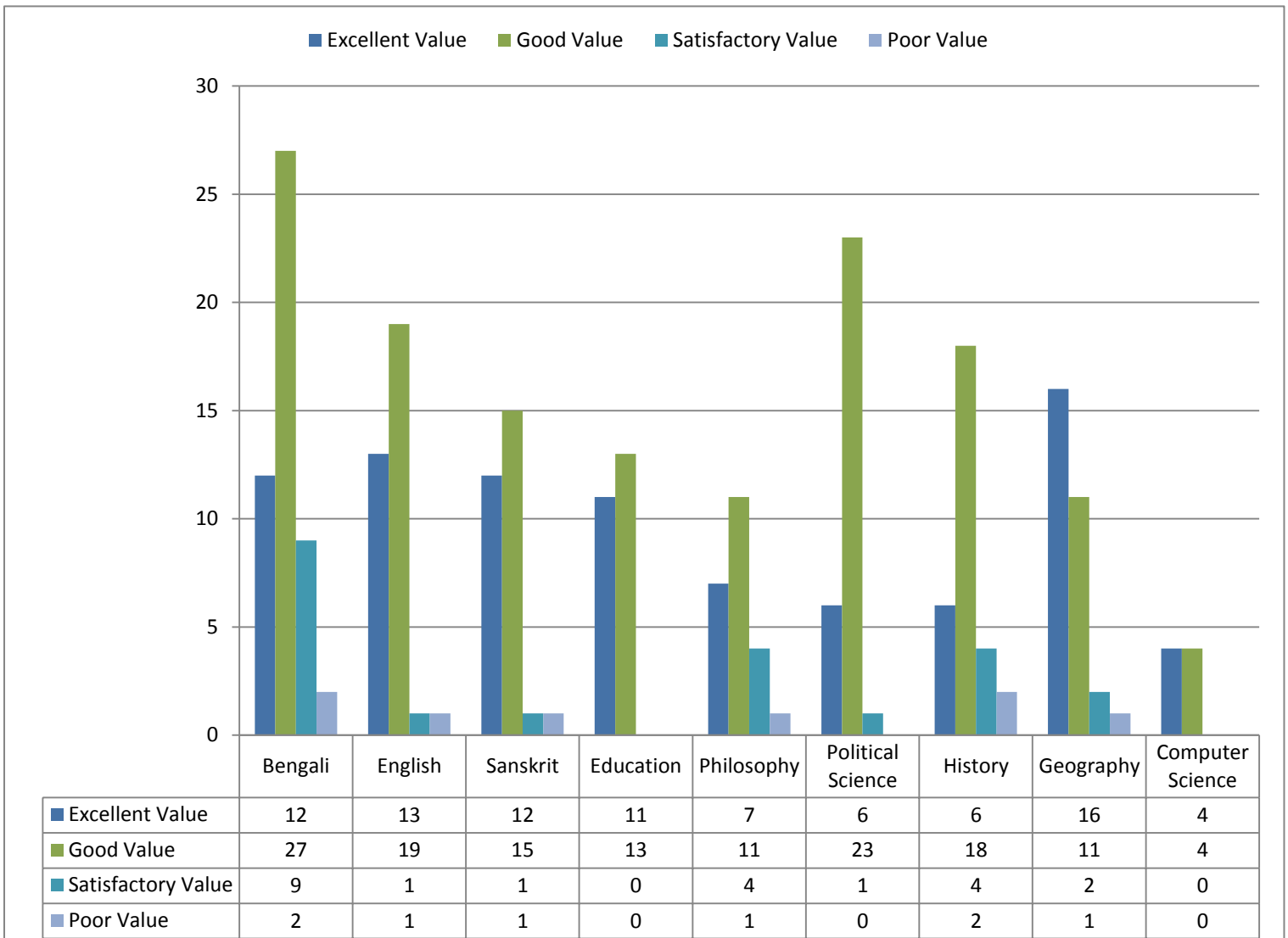


Q8. How do you rate the overall ambience of classrooms in terms of space, ventilation, sitting arrangements, light, electrical provisions etc. ?

Total Sample Size	Excellent		Good		Satisfactory		Poor	
	Value	Percentage	Value	Percentage	Value	Percentage	Value	Percentage
259	87	34%	141	55%	22	8%	8	3%

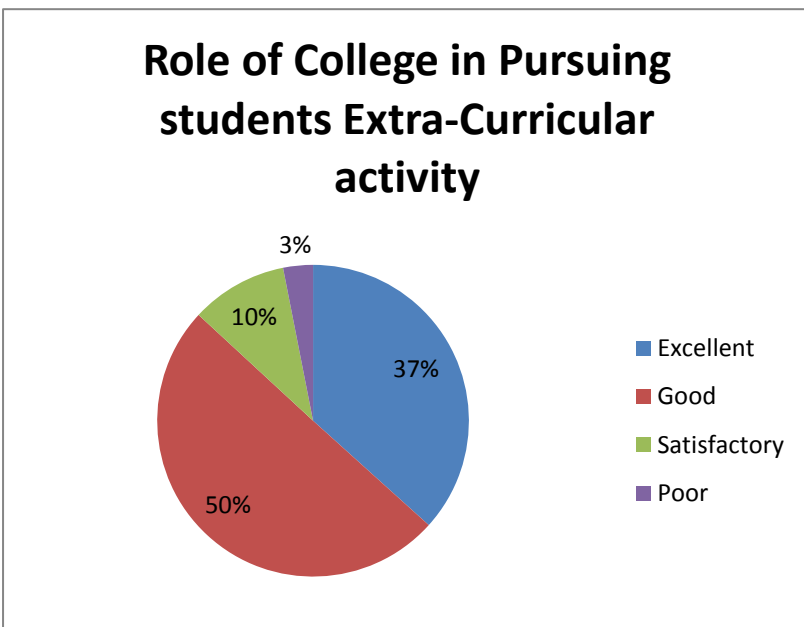


➤ More than half of the students (55%) conveyed that the facilities of Ventilation, Sitting arrangements, Light, Electrical in College is Good for them.

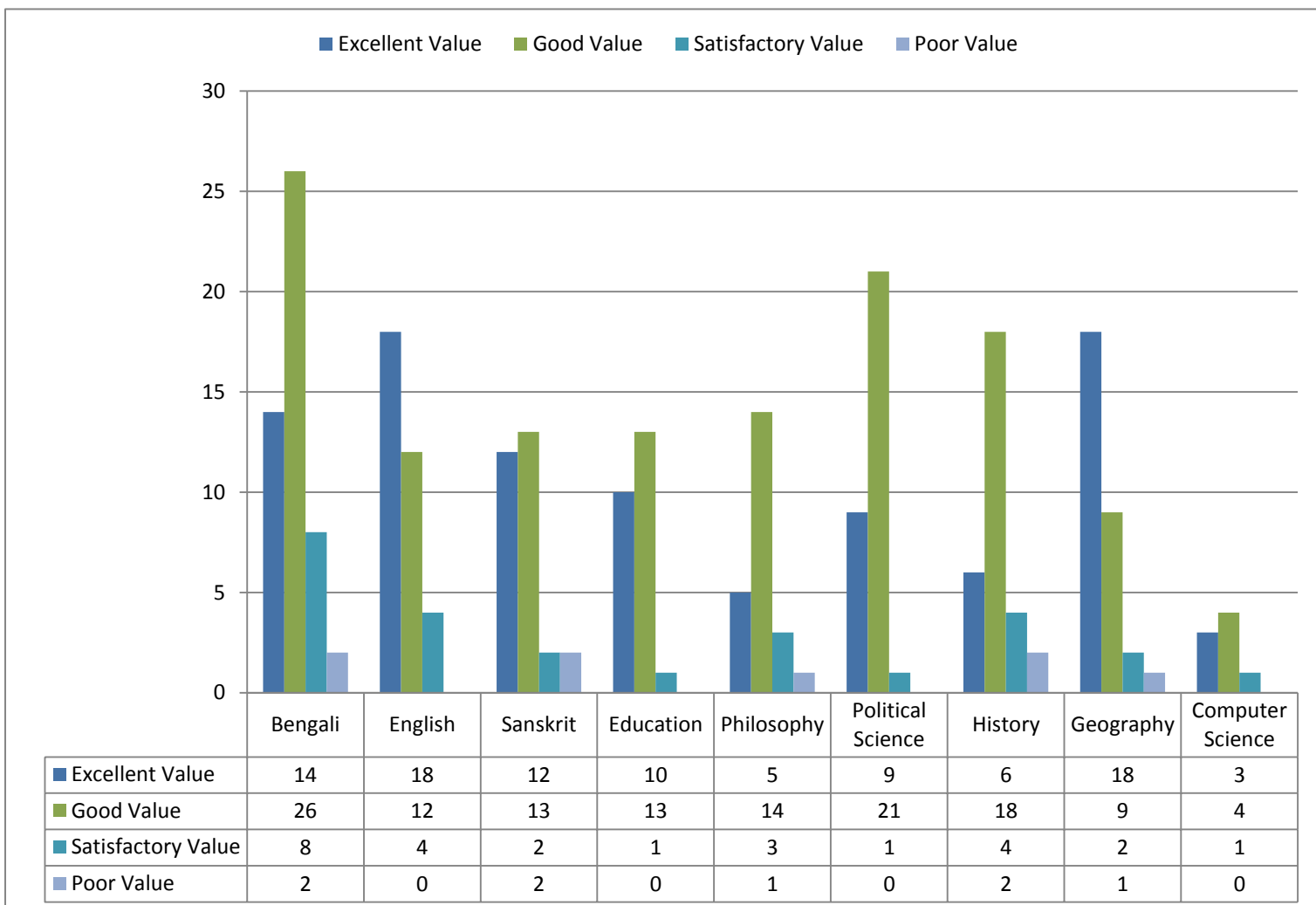


Q9. How do you rate the college's role in encouraging students in extra-curricular pursuits?

Total Sample Size	Excellent		Good		Satisfactory		Poor	
	Value	Percentage	Value	Percentage	Value	Percentage	Value	Percentage
259	95	37%	130	50%	26	10%	8	3%



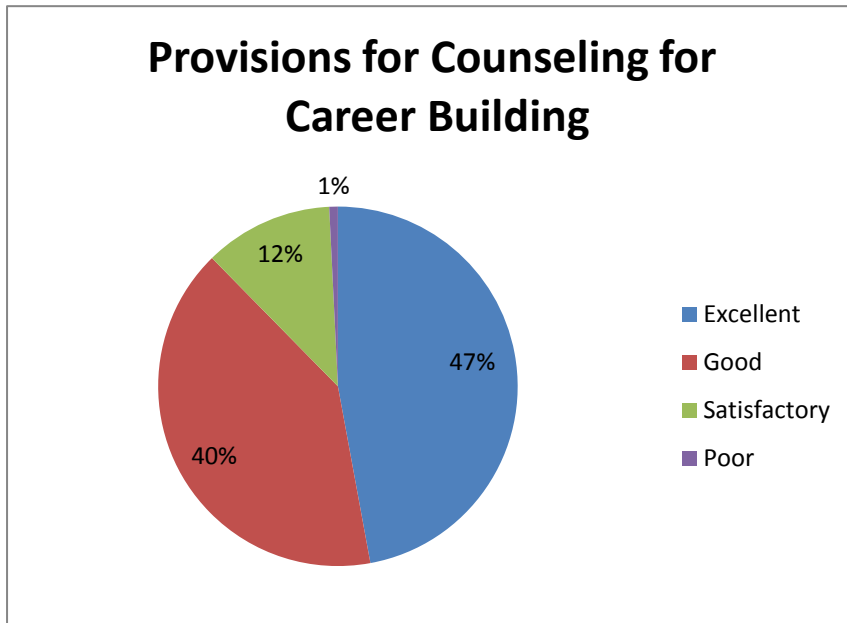
➤ The college organizes extra-curricular programmes And competitions for the students. **37%** of them communicated that the college endeavor for their extra-curricular activity is excellent.



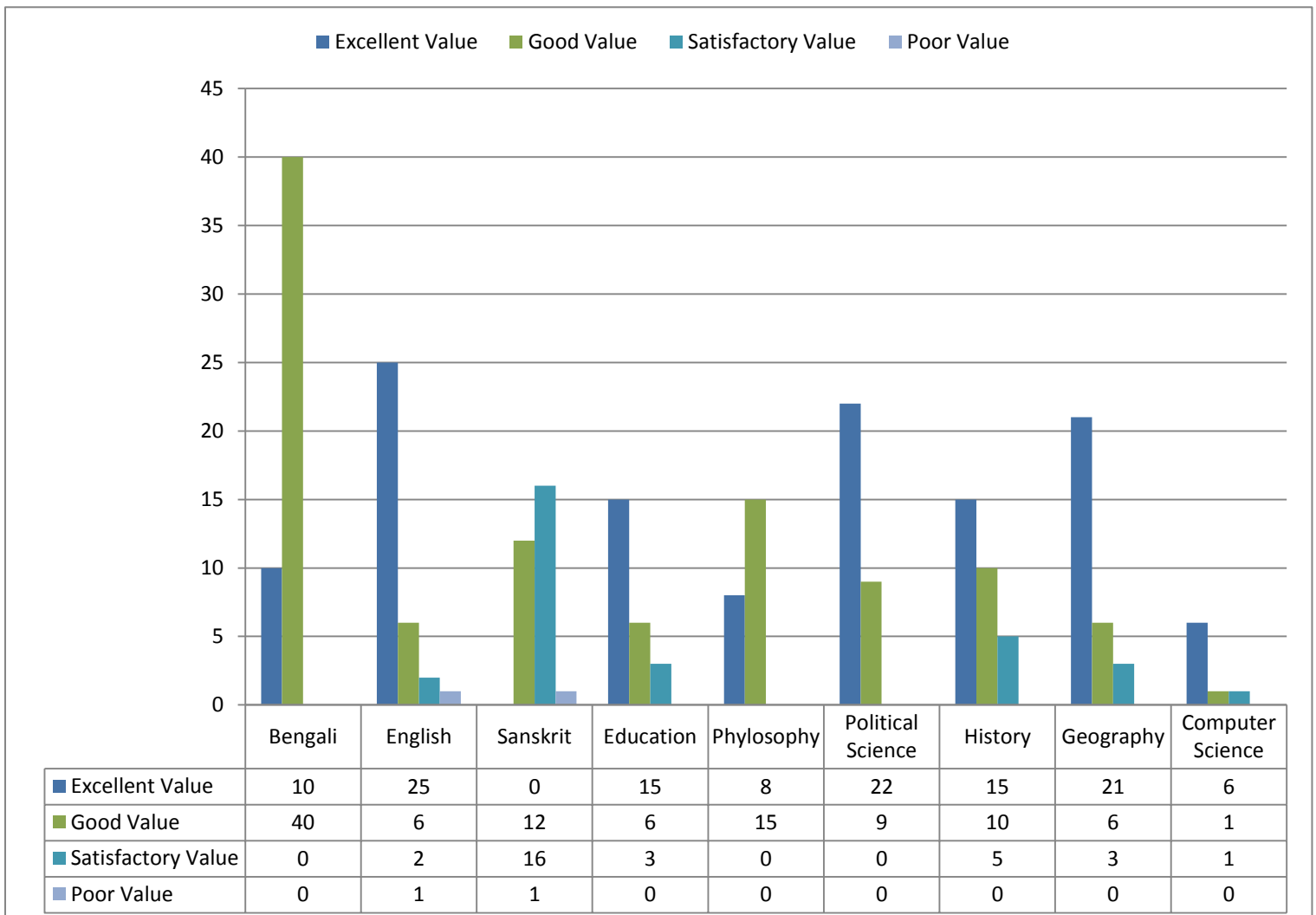
Q10. How do you rate efficacy and utility of counseling sessions :

(a) Career.

Total Sample Size	Excellent		Good		Satisfactory		Poor	
	Value	Percentage	Value	Percentage	Value	Percentage	Value	Percentage
259	122	47%	105	40%	30	12%	2	1%



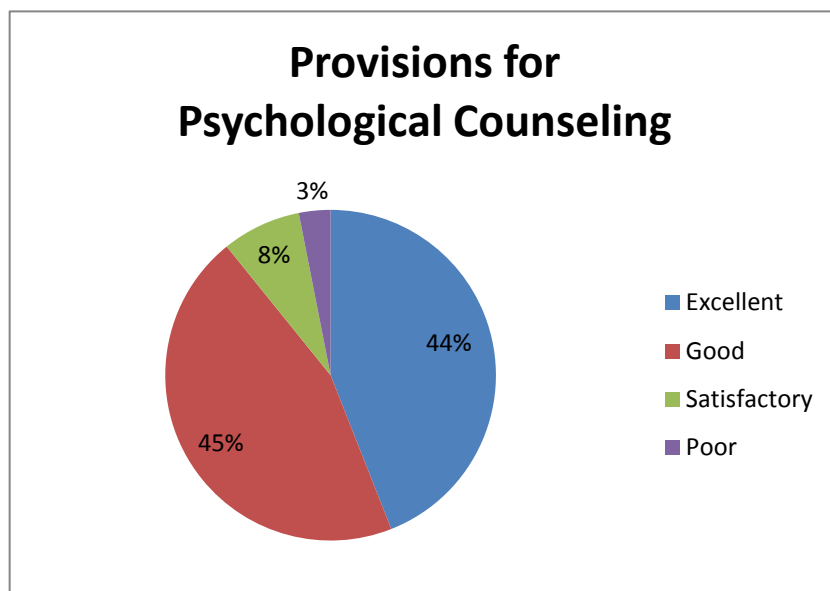
➤ 47% of the students think that the college helps them in their Career Building.



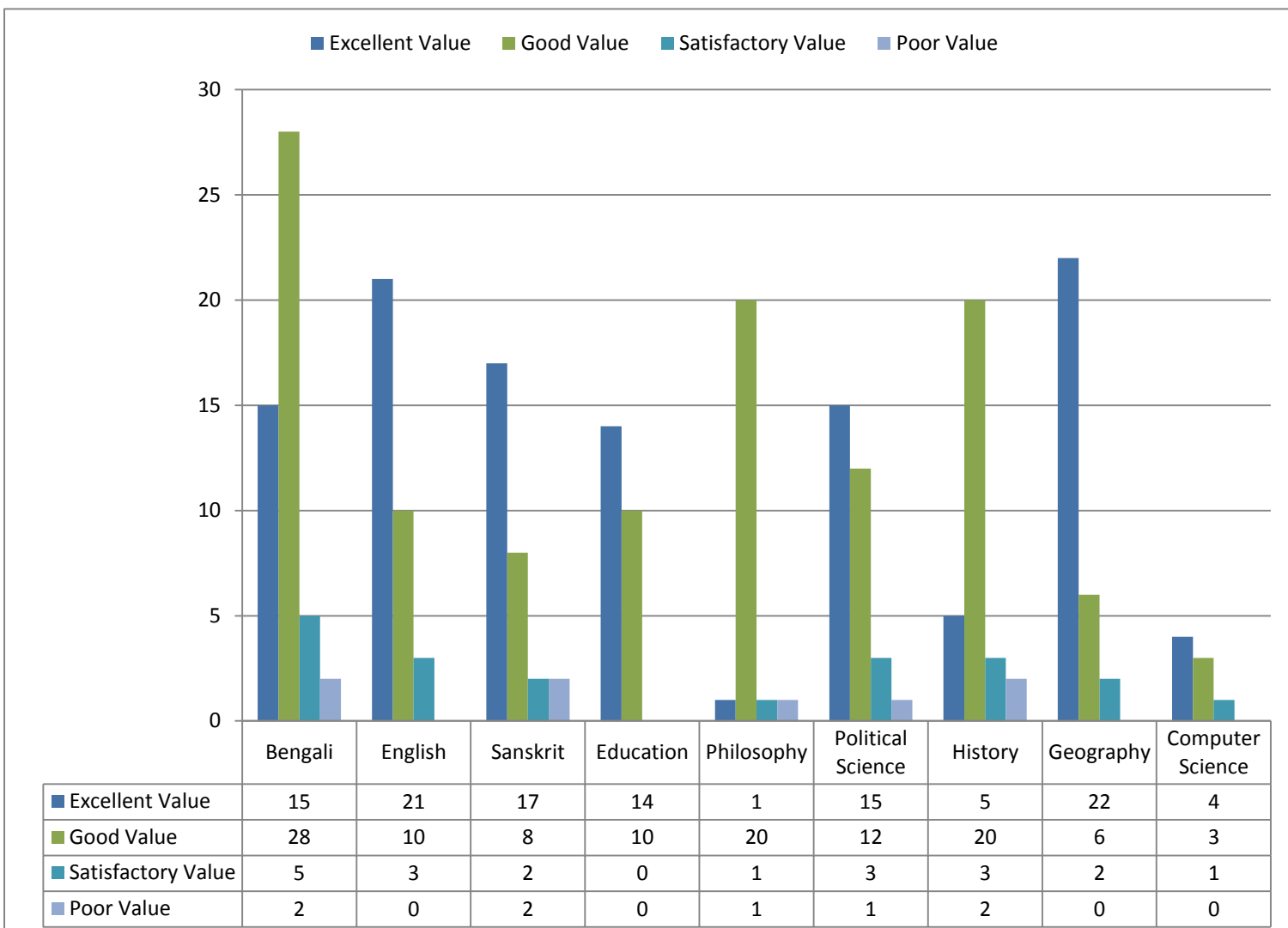
Q10. How do you rate efficacy and utility of counseling sessions :

(b) Psychological.

Total Sample Size	Excellent		Good		Satisfactory		Poor	
	Value	Percentage	Value	Percentage	Value	Percentage	Value	Percentage
259	114	44%	117	45%	20	8%	8	3%

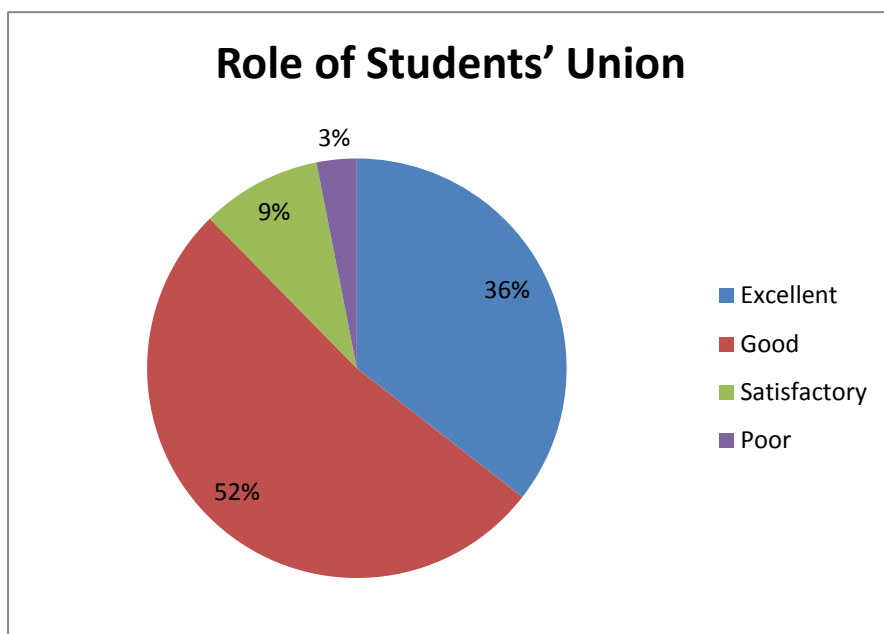


➤ A large number of students (**44%**) opined that the Provisions for Psychological Counseling in college is excellent while **45%** felt it is either good.

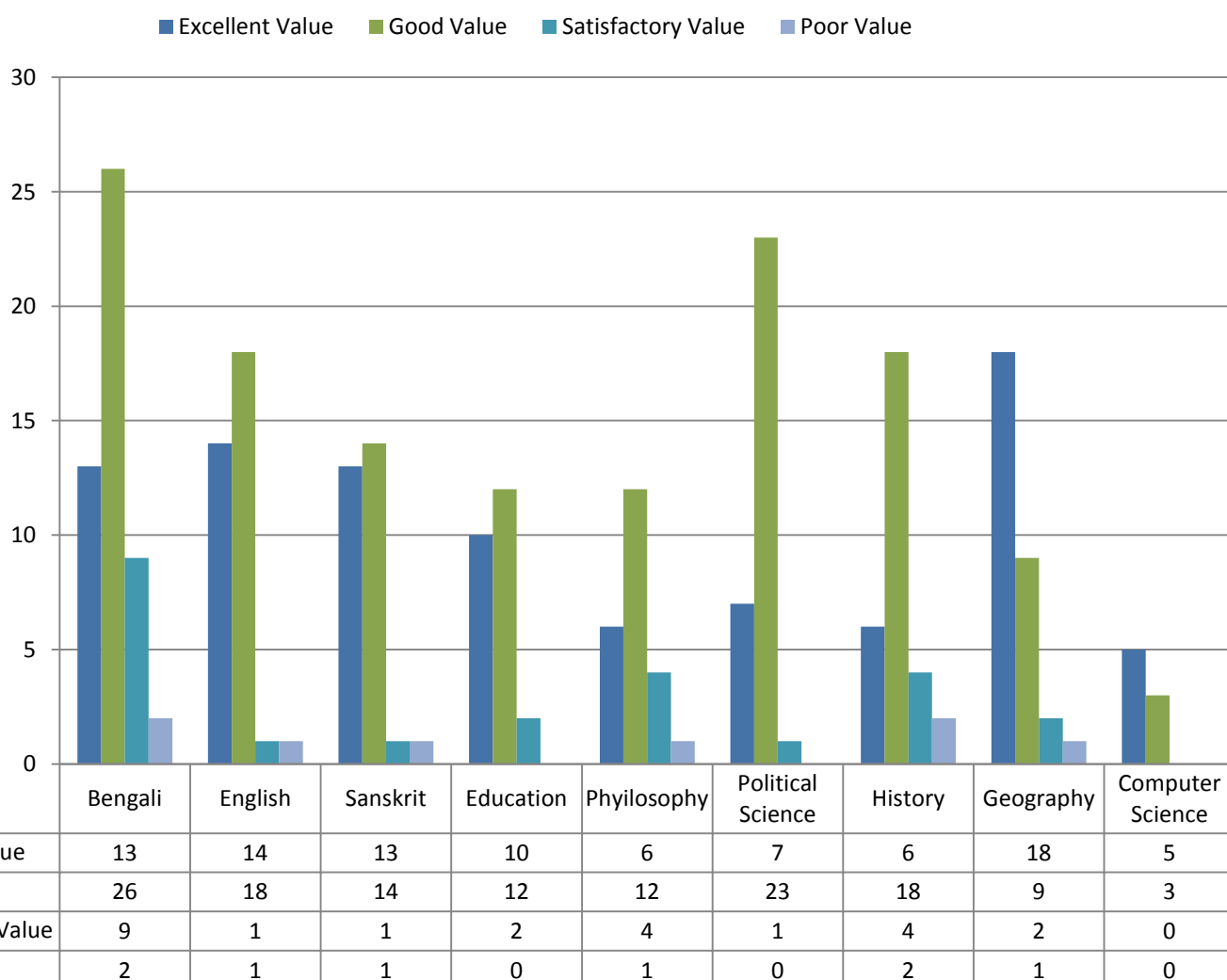


Q11. How do you rate Students' Union / body in its representative role and other related functions?

Total Sample Size	Excellent		Good		Satisfactory		Poor	
	Value	Percentage	Value	Percentage	Value	Percentage	Value	Percentage
259	92	36%	135	52%	24	9%	8	3%

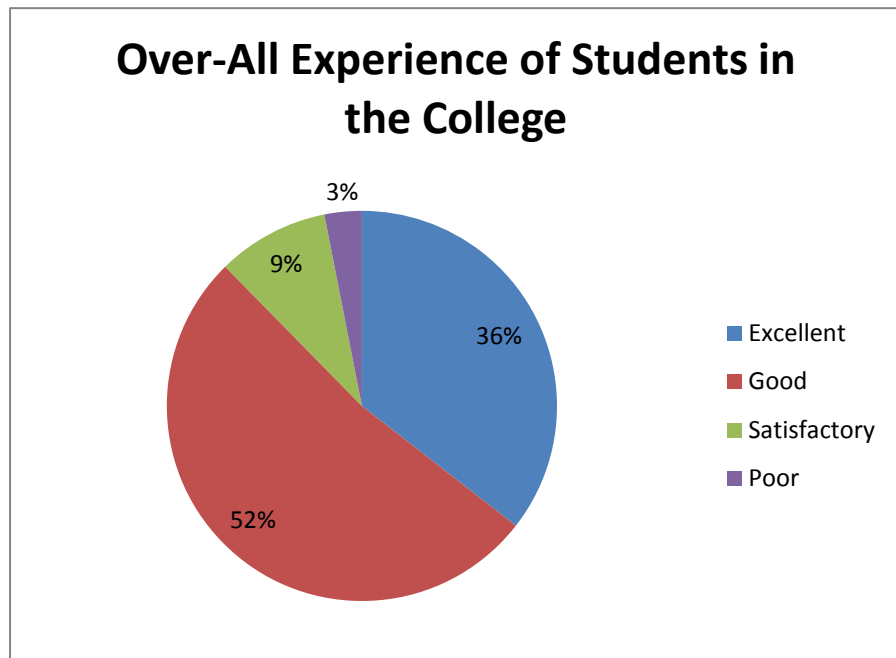


➤ A large number of students feel that the role of students' union is not always supportive. **9%** of them view union's role as only satisfactory.



Q12. How do you rate your over-all experience in this college?

Total Sample Size	Excellent		Good		Satisfactory		Poor	
	Value	Percentage	Value	Percentage	Value	Percentage	Value	Percentage
259	92	36%	135	52%	24	9%	8	3%



➤ On the whole students conveyed that their Over-All Experience in college is memorable and helpful for their future life. **88%** of them expressed their experience as good or excellent.

